



Building Construction Cost Index Numbers of Tamilnadu

Quarter Ended: 30.06.2022



DEPARTMENT OF ECONOMICS AND STATISTICS

CHENNAI – 600 006

Preface

Housing and building construction statistics is of prime importance in the fast economy. Next to agriculture, construction is the major employment generator in the unorganized sector.

The Quarterly Report on Building Construction Cost Index for the quarter ended 30.06.2022 provides Building Construction Cost Index with base 2011-12=100 for 16 centres in Tamil Nadu. This report is 4th in series after shifting of base year from 1999-2000 to 2011-12.

The Building Construction Cost Index shows the trend in the building construction cost (mainly cost of material and wages of labour) at a specified centre over a period of time.

The Building Construction Cost Index is being compiled quarterly for 16 centres of Tamil Nadu as per the methodology furnished by National Building Organisation, Ministry of Housing and Urban Affairs, New Delhi.

I hope this report would be useful to the Administrators, Research scholars, Planners, Economists and other organisations of both Public and Private.

Suggestions and comments are solicited from the users of this report for improving the content in the future publications.

for ACS/Commissioner (FAC)

CONTENTS

Sl. No	Description	Page No.
1.	Introduction	1-2
2.	Building Construction Cost Index (BCCI) for the Quarter Ended 30.06.2022	3-22
3.	Tables	23-54
4.	Charts	55-56

Table Content

Table No.	Topic	Page No.
1.	Building Construction Cost Index - Chennai	23
2.	Building Construction Cost Index - Kancheepuram	25
3.	Building Construction Cost Index - Cuddalore	27
4.	Building Construction Cost Index - Vellore	29
5.	Building Construction Cost Index - Salem	31
6.	Building Construction Cost Index - Dharmapuri	33
7.	Building Construction Cost Index - Coimbatore	35
8.	Building Construction Cost Index - Erode	37
9.	Building Construction Cost Index - Thanjavur	39
10.	Building Construction Cost Index - Tiruchirappalli	41
11.	Building Construction Cost Index - Pudukottai	43
12.	Building Construction Cost Index - Madurai	45
13.	Building Construction Cost Index - Virudhunagar	47
14.	Building Construction Cost Index - Palayamkottai	49
15.	Building Construction Cost Index - Nagercoil	51
16.	Building Construction Cost Index - Udhagamandalam	53

1. INTRODUCTION

Housing and Building Construction is one of the most important sector of the economy. Housing and housing related infrastructure indicators in a country is the reflection of a nation's economic and social well-being.

Building construction cost varies with type of construction, design, region, etc. Therefore, in order to study these variations, it is necessary to compile the building cost index numbers for well-demarcated regions within which the design, construction techniques and materials used are similar.

Building Construction Cost Index depicts the trends in the building construction cost at a specified centre over a period of time (Base year to current year). The cost of a building structure comprises mainly of the cost of material and labour.

Coverage:

The Building Construction Cost Index with base 2011-12=100 is compiled Quarterly for 16 centres of Tamil Nadu, viz., Chennai, Kancheepuram, Vellore, Cuddalore, Thanjavur, Dharmapuri, Salem, Tiruchirapalli, Coimbatore, Erode, Udthagamandalam, Madurai, Pudukottai, Kanyakumari, Tirunelveli, Virudhunagar.

Methodology:

The Quarterly Building Construction Cost Index is compiled as per the methodology provided by National Building Organisation, New Delhi.

The Index prepared on the basis of standard requirement of all types of materials and their cost for a standard LIG housing unit by TN State Housing Board i.e., it related to construction of LIG house measuring 330 sq.ft.

The index consists of three groups, viz., material cost, labour cost and other expenses. It covers 59 items under material cost, 9 items under labour cost and 4 items under other expenses.

Weights assigned to each item included in the index in proportion of their expenditure to the total cost of base year.

The index is the weighted Arithmetic Mean calculated by using the formula,

$$\text{Index} = \frac{\sum_j W_{ij} * P_j}{\sum_j W_{ij}} * 100$$

W_{ij} is the weight of the item

P_j is the relative Cost of the item (current/constant cost)

The index is calculated at sub group level, next at group level and finally for all the groups combined Building Construction Cost Index.

BUILDING CONSTRUCTION COST INDEX (BCCI) FOR THE
QUARTER ENDED 30.06.2022

Among 16 centres of Tamil Nadu, the Building Construction Cost Index topped in the centre Dharmapuri with 218.92 and lowered in the centre Thanjavur with 182.29 during the quarter ended 30.06.2022.

The centres Chennai, Kancheepuram, Vellore, Salem, Dharmapuri, Coimbatore, Erode, Tiruchirappalli and Pudukottai have registered the BCC Index ranges between 200.40 and 218.92.

The centres Cuddalore, Madurai, Virudhunagar, Uthagamandalam have recorded the BCC Index varies from 190.31 and 199.26.

The centres Thanjavur, Palayamkottai and Nagercoil have registered the BCC Index ranges between 182.29 to 189.25.

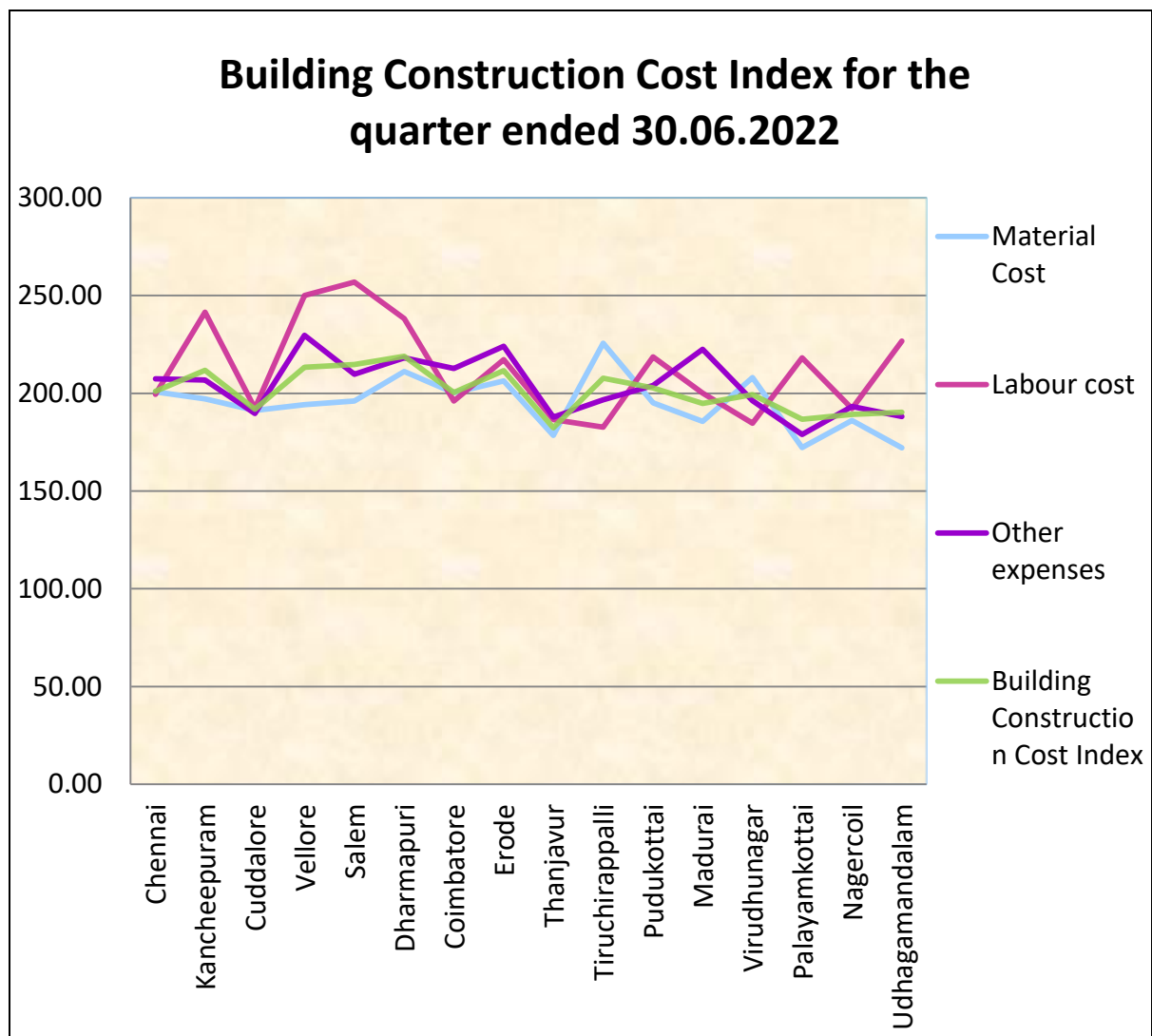
The BCC Index of 16 centres during the quarter June 2022 have showed variations ranging from -3.06% in Tiruchirappalli to 5.08% in Uthagamandalam when compared with BCC Index of previous quarter i.e., March 2022.

While comparing the BCC Index of June 2022 quarter with that of corresponding quarter of previous year June 2021 quarter, it showed an upward trend varying from 2.86% in Nagercoil to 10.24% in Palayamkottai.

Material Cost: During the quarter ended June 2022, the Material Cost group index recorded a maximum of 225.60 in Tiruchirappalli and minimum of 172.16 in Uthagamandalam.

Labour Cost: The highest index of Labour Cost group is 256.89 in Salem and the lowest index is 182.61 in Tiruchirappalli during the quarter ended June 2022.

Other Expenses: The index of this group during June 2022 quarter is moderately high in Vellore as 229.64 and low in Palayamkottai as 179.16.



BUILDING CONSTRUCTION COST INDEX FOR THE
QUARTER ENDED 30.06.2022

(Base Year: 2011-2012=100)

Sl. No.	Centre	Material Cost	Labour Cost	Other expenses	Building Construction Cost Index
1.	Chennai	200.66	199.40	207.40	201.07
2.	Kancheepuram	197.18	241.53	206.75	211.78
3.	Cuddalore	192.21	192.27	189.70	191.89
4.	Vellore	194.18	249.98	229.64	213.29
5.	Salem	196.10	256.89	209.70	214.77
6.	Dharmapuri	211.19	238.13	218.14	218.92
7.	Coimbatore	200.25	196.03	212.68	200.40
8.	Erode	206.34	217.21	224.07	211.60
9.	Thanjavur	178.40	186.49	187.75	182.29
10.	Tiruchirappalli	225.60	182.61	196.60	207.64
11.	Pudukottai	195.15	218.66	203.92	202.68
12.	Madurai	185.55	200.16	222.54	194.79
13.	Virudhunagar	207.96	184.72	196.20	199.26
14.	Palayamkottai	172.18	218.12	179.01	186.76
15.	Nagercoil	186.09	192.16	193.22	189.25
16.	Udhagamandalam	172.16	226.64	188.12	190.31

CENTRE-WISE BUILDING CONSTRUCTION COST INDEX FOR THE
QUARTER ENDED 30.06.2022

CENTRE: CHENNAI

The Building Construction Cost Index (BCCI) of Chennai Centre stood at 201.07 during the quarter ended June 2022 as against 200.10 during the previous quarter March 2022 thereby recorded an increase of 0.48%. The Material Cost and Other Expenses groups have showed an upward trend over the respective Index of previous quarter and Labour Cost group remained the same as of previous quarter. The increase in the subgroups Bricks & tiles, Sand, stone & other quarry products, Iron & Steel and Sanitary ware & water supply have raised the Material cost group inspite of decline by Timber & other woods, Electrical fittings and nil variation by Cement & lime, Ancillary materials subgroups when compared with previous quarter. The cost of Stone jelly chips, Solid PVC door shutter, Steel window ventilator and 1.5sqmm copper cable have registered an increase of 25.0%, 2.63%, 8.33% and 6.67% respectively during the quarter June 2022 and contributed significantly for the raise of BCC Index over the previous quarter March 2022.

Quarter Ended: 30.06.2022
Base Year: 2011-2012=100

	Group	Weight	Index		% variation over previous quarter
			Current quarter 30.06.2022	Previous quarter 31.03.2022	
1.	Material Cost	54.82	200.66	199.08	0.79
2.	Labour Cost	32.94	199.40	199.40	0.00
3.	Other Expenses	12.24	207.40	206.51	0.43
	Building Construction Cost Index	100	201.07	200.10	0.48

The Index Number compiled for construction of LIG House of an area of 30.81 Sq.mt. (332 Sq.ft) of Tamil Nadu Housing Board.

CENTRE: KANCHEEPURAM

During the quarter ended 30.06.2022, the Building Construction Cost Index of Kancheepuram Centre raised to 211.78 from 210.99 during the previous quarter 31.03.2022 thereby registered a slight increase of 0.38%. All 3 groups have showed an upward trend over the respective Index of previous quarter March2023. In the Material cost group, though Sand, stone & other quarry products subgroup and Electrical fittings subgroup showed downward trend, the increase recorded by the other 6 subgroups have raised the group Index. In the Labour cost group, the Skilled labour subgroup showed an increase of 0.32% over the previous quarter whereas the Unskilled labour subgroup showed nil variation. The cost of Solid PVC door shutter, Mild steel rods, Ribbed Tar steel, Binding wire, Cement paint, HDPE cylindrical and Skilled labour – Fitter have increased by 5.26%, 6.25%, 6.15%, 29.41%, 11.11%, 9.09% and 6.25% respectively over the previous quarter.

Quarter Ended: 30.06.2022
Base Year: 2011-2012=100

Sl. No.	Group	Weight	Index		% variation over previous quarter
			Current quarter 30.06.2022	Previous quarter 31.03.2022	
1.	Material Cost	57.04	197.18	196.12	0.54
2.	Labour Cost	30.16	241.53	241.19	0.14
3.	Other Expenses	12.80	206.75	206.06	0.34
	Building Construction Cost Index	100	211.78	210.99	0.38

The Index Number compiled for construction of LIG House of an area of 30.81 Sq.mt. (332 Sq.ft) of Tamil Nadu Housing Board.

CENTRE: CUDDALORE

The Building Construction Cost Index (BCCI) of Cuddalore Centre for the quarter ended June2022 stood at 191.89 as 191.41 against during the previous quarter March2022 thereby recorded an increase of 0.25%. All 3 groups have showed an increasing trend over the respective index of previous quarter. Though Sand, stone & other quarry products, Iron & steel subgroups declined by 0.58%, 6.76% respectively when compared with March2022 and nil variation showed by Cement & lime, Ancillary materials subgroups, the Material cost group showed an upward trend of 0.26% due to the increase recorded by the other 4 subgroups. In the Labour cost group, both subgroups Skilled labour and Unskilled labour have registered an upward trend. During the quarter June2022, the cost of Bricks, Brick jelly, Ceramic tiles, TW Panel door shutter, Solid PVC door shutter, Steel window ventilator and Skilled labour – Electrician have showed an increase of 3.90%, 4.72%, 4.35%, 2.78%, 4.55%, 9.09% and 6.67% respectively when compared with that of previous quarter.

Quarter Ended: 30.06.2022

Base Year: 2011-2012=100

Sl. No.	Group	Weight	Index		% variation over previous quarter
			Current quarter 30.06.2022	Previous quarter 31.03.2022	
1.	Material Cost	53.36	192.21	191.71	0.26
2.	Labour Cost	32.97	192.27	191.79	0.25
3.	Other Expenses	13.67	189.70	189.32	0.20
	Building Construction Cost Index	100	191.89	191.41	0.25

The Index Number compiled for construction of LIG House of an area of 30.81 Sq.mt. (332 Sq.ft) of Tamil Nadu Housing Board.

CENTRE: VELLORE

The Building Construction Cost Index (BCCI) of Vellore Centre raised to 213.29 during the quarter ended June 2022 from 209.82 of the previous quarter March 2022, thereby recorded an increase of 1.66%. All 3 groups have showed an upward trend over the respective Index of previous quarter. The subgroups Iron & steel, Sanitary ware & water supply have showed an increase of 3.12%, 3.40% respectively and thereby raised the Material Cost group over the previous quarter inspite of decline showed by Sand, stone & other quarry, Electrical Fittings and zero variation recorded by Bricks & tiles, Cement & Lime, Timber & Other woods, Ancillary materials subgroups. In the Labour cost group, the Skilled labour subgroup showed an increase of 10.06% and Unskilled labour subgroup showed nil variation over the previous quarter. The increase in the cost of Stone jelly by 13.21%, Steel window ventilator by 13.04%, Skilled labour – Mason I&II by 13.33% and Carpenter by 6.67% over the previous quarter have reflected in the raise of BCC Index during the June 2022.

Quarter Ended: 30.06.2022

Base Year: 2011-2012=100

Sl. No.	Group	Weight	Index		% variation over previous quarter
			Current quarter 30.06.2022	Previous quarter 31.03.2022	
1.	Material Cost	60.90	194.18	194.09	0.05
2.	Labour Cost	25.80	249.98	238.21	4.94
3.	Other Expenses	13.30	229.64	226.74	1.28
	Building Construction Cost Index	100	213.29	209.82	1.66

The Index Number compiled for construction of LIG House of an area of 30.81 Sq.mt. (332 Sq.ft) of Tamil Nadu Housing Board.

CENTRE : SALEM

During the quarter ended 30.06.2022, the Building Construction Cost Index of Salem Centre stood at 214.77 as against 214.49 during the previous quarter 31.03.2022 thereby registered a marginal increase of 0.13%. While the Index of Material cost group declined by 0.06%, the Index of Labour cost group and Other expenses group have increased by 0.45% and 0.13% over the respective Index of previous quarter. Though the subgroups Bricks & tiles, Timber & other woods, Ancillary materials, Electrical fittings have showed an increase of 0.75%, 2.08%, 8.38%, 3.94% over the previous quarter, the decrease recorded by other 4 subgroups viz., Sand, stone, & other quarry products, Cement & lime, Iron & Steel, Sanitary ware & water supply by 0.18%, 2.20%, 2.00%, 1.20% have pulled down the Material cost group Index by 0.06% over the previous quarter. In the Labour cost group, the Index of Unskilled labour registered an increase of 0.87% over the previous quarter whereas the Skilled labour subgroup remained same as of previous quarter. The cost of Pressed tiles, TW Panel door shutter, Cement paint and 1.5sqmm copper cable have increased by 5.56%, 6.80%, 9.09% and 11.11% over the previous quarter and contributed to the raise of BCC Index during the quarter 30.06.2022.

Quarter Ended: 30.06.2022
Base Year: 2011-2012=100

Sl. No.	Group	Weight	Index		% variation over previous quarter
			Current quarter 30.06.2022	Previous quarter 31.03.2022	
1.	Material Cost	59.43	196.10	196.21	-0.06
2.	Labour Cost	27.88	256.89	255.74	0.45
3.	Other Expenses	12.69	209.70	209.45	0.12
	Building Construction Cost Index	100	214.77	214.49	0.13

The Index Number compiled for construction of LIG House of an area of 30.81 Sq.mt. (332 Sq.ft) of Tamil Nadu Housing Board.

CENTRE: DHARMAPURI

The Building Construction Cost Index of Dharmapuri Centre stood at 218.92 during the quarter ended 30.06.2022 thereby registered an increase of 0.34% when compared to the previous quarter Index of 218.17. The Material Cost group Index and Other expenses group Index have showed an increase of 0.51% and 0.31% over the respective Index of previous quarter whereas the Labour cost group showed zero variation. In the Material cost group, the increase of 3.17% in Bricks & tiles subgroup, 4.27% in Iron & Steel subgroup, 0.52% in Electrical Fittings subgroup have raised the group Index in spite of decline showed by the subgroups Cement & Lime, Timber & other woods by 4.60%, 0.96% and nil variation showed by other 3 subgroups. The cost of Bricks, Steel window ventilator, Bakelite pattern holder and Junction box have increased during the quarter 30.06.2022 by 4.0%, 18.18%, 16.67% and 12.50% respectively when compared with that of previous quarter 31.03.2022 and contributed significantly to the raise of BCC Index.

Quarter Ended: 30.06.2022
Base Year: 2011-2012=100

Sl. No.	Group	Weight	Index		% variation over previous quarter
			Current quarter 30.06.2022	Previous quarter 31.03.2022	
1.	Material Cost	62.18	211.19	210.13	0.51
2.	Labour Cost	25.49	238.13	238.13	0.00
3.	Other Expenses	12.33	218.14	217.47	0.31
	Building Construction Cost Index	100	218.92	218.17	0.34

The Index Number compiled for construction of LIG House of an area of 30.81 Sq.mt. (332 Sq.ft) of Tamil Nadu Housing Board.

CENTRE: COIMBATORE

During the quarter ended June 2022, the Building Construction Cost Index of Coimbatore Centre raised to 200.40 from 200.10 of the previous quarter March 2022, thereby recorded a slight increase of 0.15%. The Index of Material Cost group and Other expenses group have showed an increase of 0.24% and 0.13% over the respective Index of previous quarter and the Index of Labour cost group showed nil variation. In the Material cost group, the subgroups Bricks & Tiles, Ancillary materials, Electrical fittings, Sanitary ware & water supply have increased by 0.13% 25.40%, 0.62%, 4.32% while the subgroups San, stone & other quarry products, Timber & other woods, Iron & Steel declined by 1.70%, 1.37%, 5.47% and nil variation by Cement & Lime group during the quarter June 2022. The cost of Ready mix prime paint, Cement paint, Matt paint, PVC 110mm dia and HDPE Cylindrical have showed an increase of 4.29%, 27.27%, 11.64%, 9.23% and 5.88% respectively when compared with that of previous quarter.

Quarter Ended: 30.06.2022
Base Year: 2011-2012=100

Sl. No.	Group	Weight	Index		% variation over previous quarter
			Current quarter 30.06.2022	Previous quarter 31.03.2022	
1.	Material Cost	55.54	200.25	199.77	0.24
2.	Labour Cost	32.27	196.03	196.03	0.00
3.	Other Expenses	12.19	212.68	212.41	0.13
	Building Construction Cost Index	100	200.40	200.10	0.15

The Index Number compiled for construction of LIG House of an area of 30.81 Sq.mt. (332 Sq.ft) of Tamil Nadu Housing Board.

CENTRE: ERODE

During the quarter 30.06.2022, the Building Construction Cost Index of Erode Centre declined to 211.60 from 211.86 of the previous quarter 31.03.2022, thereby registered a marginal decrease of 0.12%. The Index of Material Cost group and Other expenses group have showed a decrease of 0.19% and 0.10% over the respective Index of previous quarter while the Index of Labour cost group remained the same as of previous quarter. In the Material cost group, though the subgroups Bricks & tiles, Sand, stone & other quarry products, Iron & steel, Ancillary Materials, Electrical Fittings, Sanitary ware & water supply have recorded an upward trend, the decrease of 4.06% registered by Cement & lime subgroup has pulled down the group index by 0.19% when compared with the previous quarter which in turn reflected as 0.12% decline of BCC Index during the quarter 30.06.2022. The cost of Glazes tiles, Ceramic tiles, Stone jelly, Binding wire, Matt paint, PVC pipe and HDPE Cylindrical have showed an increase of 3.33%, 12.0%, 1.95%, 3.26%, 4.35%, 5.77% and 1.96% when compared with that of previous quarter 31.03.2022.

Quarter Ended: 30.06.2022

Base Year: 2011-2012=100

Sl. No.	Group	Weight	Index		% variation over previous quarter
			Current quarter 30.06.2022	Previous quarter 31.03.2022	
1.	Material Cost	59.92	206.34	206.73	-0.19
2.	Labour Cost	26.96	217.21	217.21	0.00
3.	Other Expenses	13.12	224.07	224.29	-0.10
	Building Construction Cost Index	100	211.60	211.86	-0.12

The Index Number compiled for construction of LIG House of an area of 30.81 Sq.mt. (332 Sq.ft) of Tamil Nadu Housing Board.

CENTRE:THANJAVUR

The Building Construction Cost Index of Thanjavur Centre for the quarter ended 30.06.2022 stood at 182.29 as against 182.16 during the previous quarter 31.03.2022 thereby recorded a marginal increase of 0.07%. All 3 groups have showed an upward trend over the respective Index of previous quarter. The increase of 9.19%, 1.37% and 4.46% showed by the subgroups Ancillary Materials, Electrical Fittings and Sanitary Ware & Water Supply respectively have raised the Index of Material cost group inspite of decline showed by the subgroups Bricks & Tiles, Cement & Lime and Iron & Steel and zero variation recorded by the subgroups Sand, stone & other quarry products and Timber & other woods over the previous quarter. In the Labour cost group, while the Skilled labour subgroup remained the same as of previous quarter, the Unskilled labour subgroup showed an increase of 0.12%. The cost of Cement Paint, Matt Paint, PVC 32mm dia, PVC 110mm dia have showed an increase of 9.09%, 25.00%, 13.04% and 10.0% respectively when compared with that of previous quarter 31.03.2022.

Quarter Ended: 30.06.2022
Base Year: 2011-2012=100

Sl. No.	Group	Weight	Index		% variation over previous quarter
			Current quarter 30.06.2022	Previous quarter 31.03.2022	
1.	Material Cost	53.87	178.40	178.26	0.08
2.	Labour Cost	33.11	186.49	186.37	0.06
3.	Other Expenses	13.02	187.75	187.64	0.06
	Building Construction Cost Index	100	182.29	182.16	0.07

The Index Number compiled for construction of LIG House of an area of 30.81 Sq.mt. (332 Sq.ft) of Tamil Nadu Housing Board.

CENTRE:TIRUCHIRAPPALLI

During the quarter ended June 2022, the Building Construction Cost Index of Tiruchirappalli Centre declined to 207.64 from 210.70 of the previous quarter March 2022 thereby recorded a decrease of 1.45%. The Index of Material cost group and Other expenses group have showed a downward trend over the respective Index of previous quarter. In the Material cost group, though the subgroups Bricks & tiles, Iron & Steel, Sanitary ware & water supply showed an upward trend of 5.66%, 6.77%, 3.65% respectively and the subgroups Cement & lime, Timber & other woods, Ancillary materials recorded nil variation, the decrease of 12.92% registered by Sand, stone & other quarry products and 0.29% by Electrical fittings pulled down the group index by -2.49% over the previous quarter. In the Labour cost group, while the Unskilled labour subgroup remained the same as of previous quarter, the Skilled labour subgroup showed an increase of 1.41%. The cost of Bricks, Pressed Tiles, Stone jelly, Stone jelly chips, Mild Steel Rods, Ribbed Tar Steels, HDPE Cylindrical, Skilled labour – Painter, Fitter, Electrician have showed an upward trend during the quarter 30.06.2022 when compared with that of previous quarter.

Quarter Ended: 30.06.2022
Base Year: 2011-2012=100

Sl. No.	Group	Weight	Index		% variation over previous quarter
			Current quarter 30.06.2022	Previous quarter 31.03.2022	
1.	Material Cost	53.78	225.60	231.36	-2.49
2.	Labour Cost	32.51	182.61	181.43	0.65
3.	Other Expenses	13.71	196.60	199.07	-1.24
	Building Construction Cost Index	100	207.64	210.70	-1.45

The Index Number compiled for construction of LIG House of an area of 30.81 Sq.mt. (332 Sq.ft) of Tamil Nadu Housing Board.

CENTRE:PUDUKKOTTAI

The Building Construction Cost Index of Pudukkottai Centre during the quarter ended June 2022 stood at 202.68 as against 202.14 during the previous quarter March 2022 thereby registered an increase of 0.27%. The Labour cost group and Other expenses group have showed an upward trend over the respective Index of previous quarter while the Material cost group declined. In the Material cost group, the decrease of 9.19% recorded by Cement & lime subgroup and 0.22% by Ancillary materials have declined the group Index by 1.33% over the previous quarter inspite of the upward trend showed by the subgroups Bricks & tiles, Sand, stone & other quarry products, Electrical Fittings, Sanitary ware & water supply and nil variation by Timber & other woods, Iron & steel subgroups. In the Labour cost group, both Skilled labour subgroup and Unskilled labour subgroup showed an increase of 0.80% and 5.52% during the quarter June 2022 and contributed significantly for the raise of BCC Index. The cost of Glazes Tiles, PVC Pipe, HDPE Cylindrical, Unskilled labour – Mazdoor Men and Mazdoor Women have showed an increase of 5.56%, 25.00%, 11.83%, 3.45 and 8.11% respectively when compared with that of previous quarter March 2022.

Quarter Ended: 30.06.2022
Base Year: 2011-2012=100

Sl. No.	Group	Weight	Index		% variation over previous quarter
			Current quarter 30.06.2022	Previous quarter 31.03.2022	
1.	Material Cost	59.62	195.15	197.78	-1.33
2.	Labour Cost	27.05	218.66	211.79	3.24
3.	Other Expenses	13.33	203.92	202.09	0.91
	Building Construction Cost Index	100	202.68	202.14	0.27

The Index Number compiled for construction of LIG House of an area of 30.81 Sq.mt. (332 Sq.ft) of Tamil Nadu Housing Board.

CENTRE: MADURAI

During the quarter ended 30.06.2022, the Building Construction Cost Index of Madurai Centre raised to 194.79 from 192.19 of previous quarter 31.03.2022, thereby registered an increase of 1.35%. The Labour cost group and Other expenses group have showed an upward trend over the respective Index of previous quarter while the Material cost group declined. In the Material cost group, though the subgroups Bricks & tiles, Sand, stone & other quarry products, Ancillary materials, Electrical fittings, Sanitary ware & water supply showed an upward trend and Timber & other woods, Iron & steel subgroups recorded zero variation over the previous quarter, the decrease of 4.28% showed by Cement & lime subgroup pulled down the group index by -0.52% over the previous quarter. In the Labour cost group, both Skilled labour subgroup and Unskilled labour subgroup showed significant increase of 5.55% and 4.26% during the quarter June 2022 and which in turn reflected in the raise of BCC Index. The cost of Stone Jelly, Skilled labour – Mason I&II, Carpenter, Painter, Electrician, Unskilled labour – Mazdoor Men and Mazdoor Women have showed an increase of 3.56%, 5.88, 3.33, 6.67, 3.57, 3.33 and 5.56% respectively over that of previous quarter 31.03.2022.

Quarter Ended: 30.06.2022
Base Year: 2011-2012=100

Sl. No.	Group	Weight	Index		% variation over previous quarter
			Current quarter 30.06.2022	Previous quarter 31.03.2022	
1.	Material Cost	56.39	185.55	186.52	-0.52
2.	Labour Cost	30.79	200.16	190.88	4.86
3.	Other Expenses	12.82	221.54	220.29	1.02
	Building Construction Cost Index	100	194.79	192.19	1.35

The Index Number compiled for construction of LIG House of an area of 30.81 Sq.mt. (332 Sq.ft) of Tamil Nadu Housing Board.

CENTRE : VIRUDHUNAGAR

The Building Construction Cost Index of Virudhunagar Centre for the quarter ended June 2022 stood at 199.26 as against 201.21 during the previous quarter March 2022 thereby registered a decrease of 0.97%. The Material Cost group Index and Other expenses group Index have showed a decrease of 1.46% and 0.85% over the respective Index of previous quarter whereas the Labour cost group showed zero variation. In the Material cost group, the decline of Bricks & tiles subgroup by -0.42% and Cement & lime subgroup by -8.60% over the previous quarter have pulled down the group index by 1.46% during the quarter June 2022, inspite of upward trend showed by the subgroups Sand, stone & other quarry products, Timber & other woods, Iron & steel, Ancillary materials and zero variation by Electrical fittings, Sanitary ware & water supply subgroups. The cost of TW Frame, Mild steel rods, Ribbed tar steel and Steel window ventilator have increased by 4.97%, 2.90%, 2.82% and 4.55% respectively when compared with that of previous quarter March 2022.

Quarter Ended: 30.06.2022
Base Year: 2011-2012=100

Sl. No.	Group	Weight	Index		% variation over previous quarter
			Current quarter 30.06.2022	Previous quarter 31.03.2022	
1.	Material Cost	56.23	207.96	211.03	-1.46
2.	Labour Cost	30.90	184.72	184.72	0.00
3.	Other Expenses	12.87	196.20	197.88	-0.85
	Building Construction Cost Index	100	199.26	201.21	-0.97

The Index Number compiled for construction of LIG House of an area of 30.81 Sq.mt. (332 Sq.ft) of Tamil Nadu Housing Board.

CENTRE:PALAYAMKOTTAI

During the quarter ended 30.06.2022, the Building Construction Cost Index of Palayamkottai Centre has increased to 186.76 from 183.42 of the previous quarter 31.03.2022 thereby recorded an increase of 1.82%. All 3 groups have showed an upward trend over the respective Index of previous quarter. The increase of the subgroups Sand, stone & other quarry products, Timber & other woods, Iron & Steel, Ancillary materials, Electrical fittings and Sanitary ware & water supply by 12.69%, 0.54%, 12.78%, 0.25%, 1.54% and 6.42% respectively have raised the Material cost group Index by 2.52% over the previous quarter. In the Labour cost group, while the subgroup group Skilled labour showed an increase of 1.74% over the previous quarter, the subgroup Unskilled labour showed nil variation. The cost of Brick jelly, Stone jelly, Stone jelly chips, Rough Stone, Mild steel rods, Ribbed Tar steels, Steel window ventilator, Skilled labour – Mason I&II and Carpenter have showed an increase of 26.81% 49.94%, 50.07%, 36.19%, 17.99%, 18.06%, 4.55%, 2.27% and 1.19% respectively when compared with that of previous quarter 31.03.2022.

Quarter Ended: 30.06.2022
Base Year: 2011-2012=100

Sl. No.	Group	Weight	Index		% variation over previous quarter
			Current quarter 30.06.2022	Previous quarter 31.03.2022	
1.	Material Cost	57.32	172.18	167.94	2.52
2.	Labour Cost	29.82	218.12	216.33	0.83
3.	Other Expenses	12.86	179.01	176.13	1.64
	Building Construction Cost Index	100	186.76	183.42	1.82

The Index Number compiled for construction of LIG House of an area of 30.81 Sq.mt. (332 Sq.ft) of Tamil Nadu Housing Board.

CENTRE:NAGERCOIL

The Building Construction Cost Index of Nagercoil Centre for the quarter ended June 2022 stood at 189.25 as against 189.37 of the previous quarter March 2022 thereby showed a slight decrease of 0.06%. The Material cost group and Other expenses group have registered a downward trend over the previous quarter whereas the Labour cost group increased by 2.07%. Though the subgroups Bricks & tiles, Sand, stone & other quarry products, Timber & other woods have showed an upward trend over the previous quarter and the subgroups Ancillary materials, Electrical fittings, Sanitary ware & water supply recorded zero variation, the decrease of -9.99% in Cement & Lime subgroup and -7.16% in Iron & Steel subgroup have pulled down group index by -1.57% over the previous quarter which in turn reflected in the BCC Index. In the Labour cost group, both Skilled labour and Unskilled Labour have showed an increase of 4.58% and 0.22% which raised the group Index by 2.07% over the previous quarter. The cost of Glazes tiles, Ceramic tiles, Stone jelly, Stone jelly chips, TW Panel door shutter, Skilled labour – Mason I&II and Painter have showed an increase of 12.00%, 5.26%, 25.00%, 25.00%, 5.56%, 5.56% and 5.88% when compared with that of previous quarter.

Quarter Ended: 30.06.2022
Base Year: 2011-2012=100

Sl. No.	Group	Weight	Index		% variation over previous quarter
			Current quarter 30.06.2022	Previous quarter 31.03.2022	
1.	Material Cost	50.42	186.09	189.05	-1.57
2.	Labour Cost	35.62	192.16	188.27	2.07
3.	Other Expenses	13.96	193.22	193.31	-0.05
	Building Construction Cost Index	100	189.25	189.37	-0.06

The Index Number compiled for construction of LIG House of an area of 30.81 Sq.mt. (332 Sq.ft) of Tamil Nadu Housing Board.

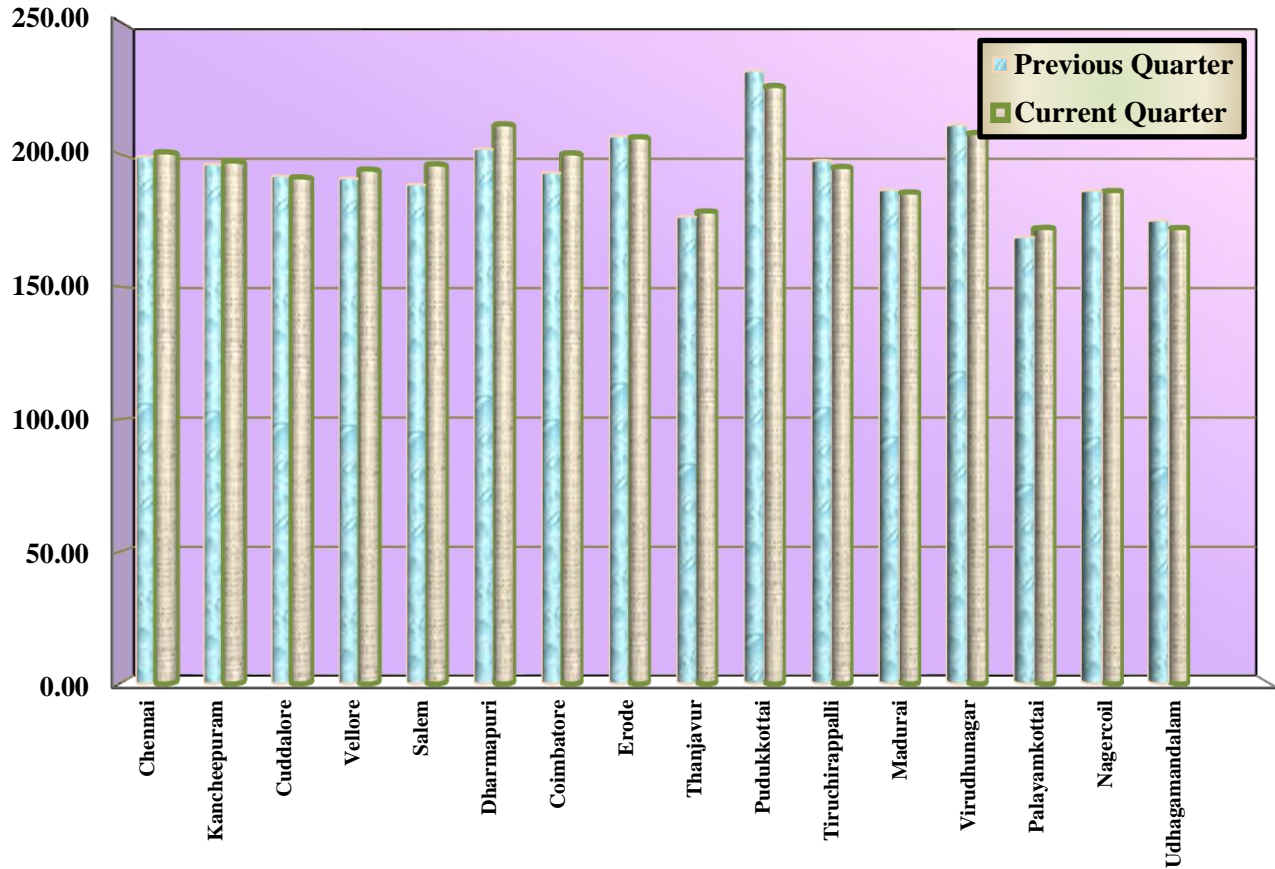
CENTRE: UDHAGAMANDALAM

During the quarter ended June 2022, the Building Construction Cost Index of Udhagamandalam Centre stood at 190.31 thereby registered an increase of 2.74% when compared with the previous quarter Index of 185.23. While the Material Cost group showed a decrease of 1.63% over the previous quarter, the Labour cost group and Other expenses group have recorded an increase of 10.16% and 2.31% respectively. In the Material cost group, the decline of Sand, stone & other quarry products by -5.42%, and Iron & steel by -8.16% have pulled down the group index by 1.63% during the quarter June 2022 inspite of upward trend showed by the subgroups Cement & lime, Ancillary materials, Electrical fittings, Sanitary ware & water supply and zero variation showed by the subgroups Bricks & tiles, Timber & other woods, Sanitary ware & water supply over the previous quarter. The increase of Skilled labour subgroup by 4.19% and Unskilled labour subgroup by 15.42% have raised the Labour cost group Index by 10.16% over the previous quarter. The cost of Cement, Ready mix prime paint, 1.5sqmm copper cable, Skilled labour – Mason I&II, Carpenter, Unskilled labour – Mazdoor Men, Mazdoor Women have recorded an increase of 2.44%, 6.70%, 11.12%, 5.26%, 5.26%, 14.29%, 16.0% respectively when compared with that of previous quarter and contributed significantly to the increase of BCC Index during the quarter June 2022.

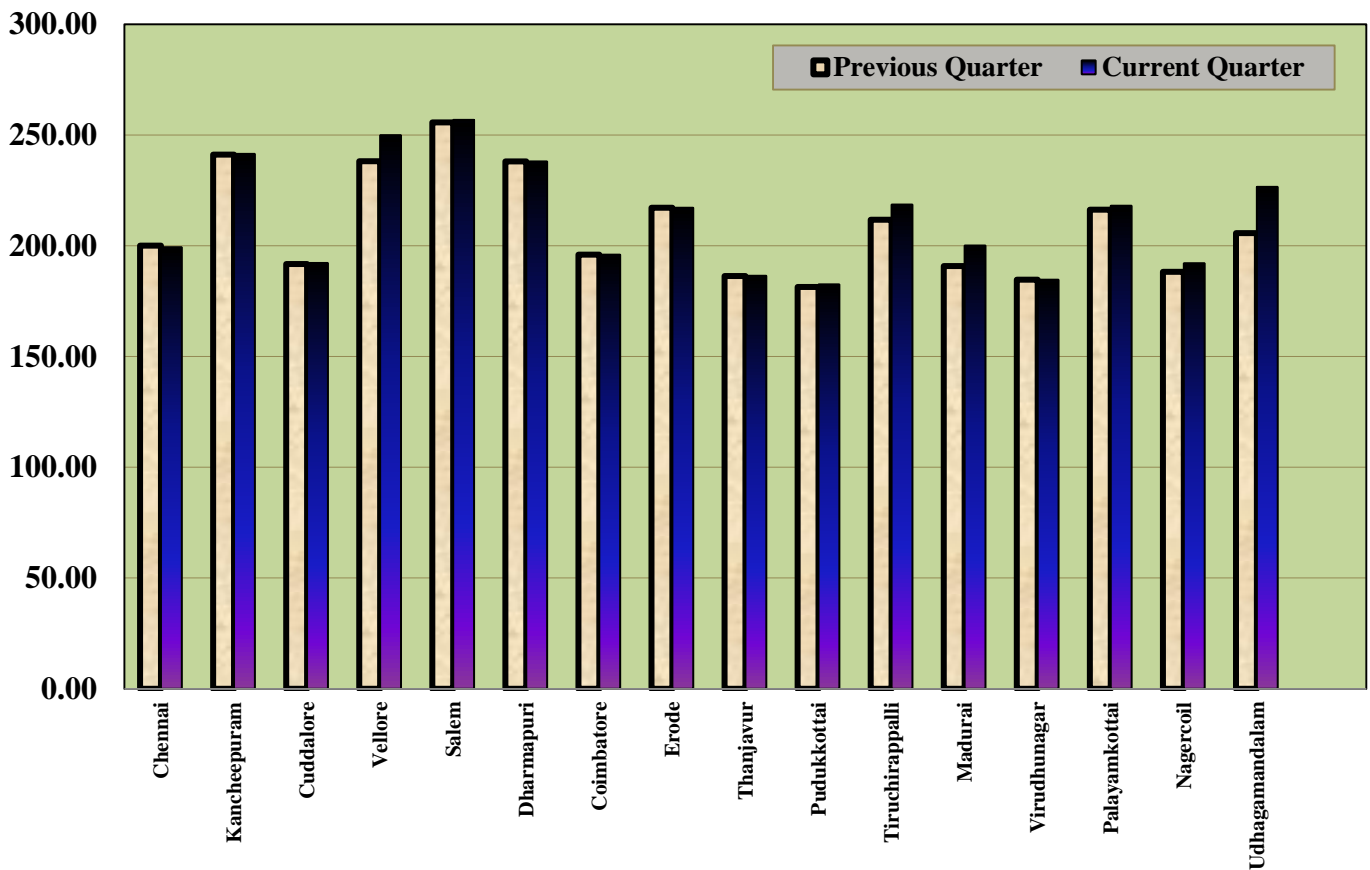
Quarter Ended: 31.06.2022
Base Year: 2011-2012=100

Sl. No.	Group	Weight	Index		% variation over previous quarter
			Current quarter 30.06.2022	Previous quarter 31.03.2022	
1.	Material Cost	57.29	172.16	175.01	-1.63
2.	Labour Cost	29.43	226.64	205.75	10.16
3.	Other Expenses	13.29	188.12	183.87	2.31
	Building Construction Cost Index	100	190.31	185.23	2.74

**COMPARISON OF MATERIAL COST FOR THE Q.E.
30.06.2022 WITH PREVIOUS Q.E. 31.03.2022**



**COMPARISON OF LABOUR COST FOR THE Q.E.
30.06.2022 WITH PREVIOUS Q.E. 31.03.2022**



COMPARISON OF OTHER COST FOR THE Q.E. 30.06.2022 WITH PREVIOUS Q.E. 31.03.2022

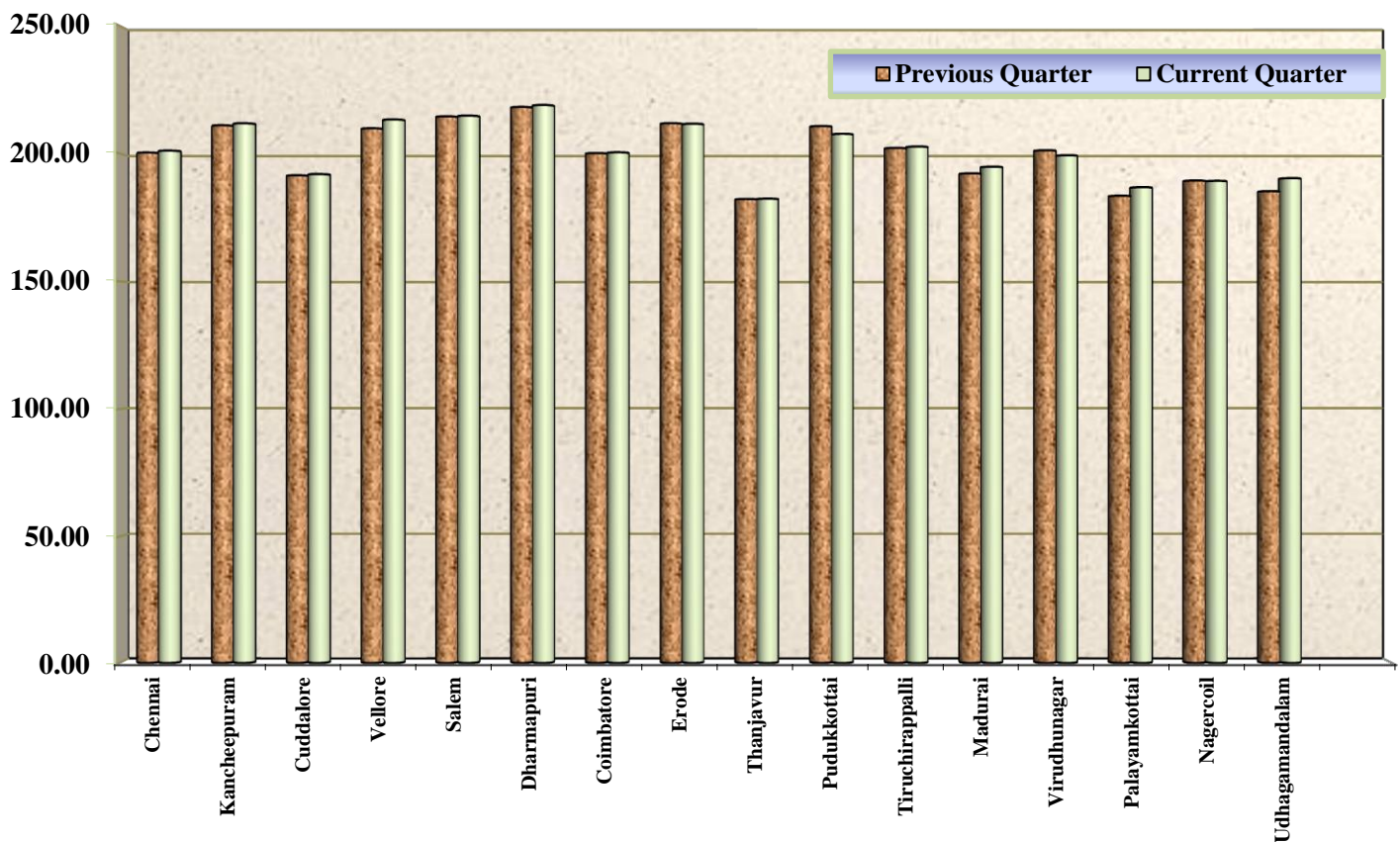
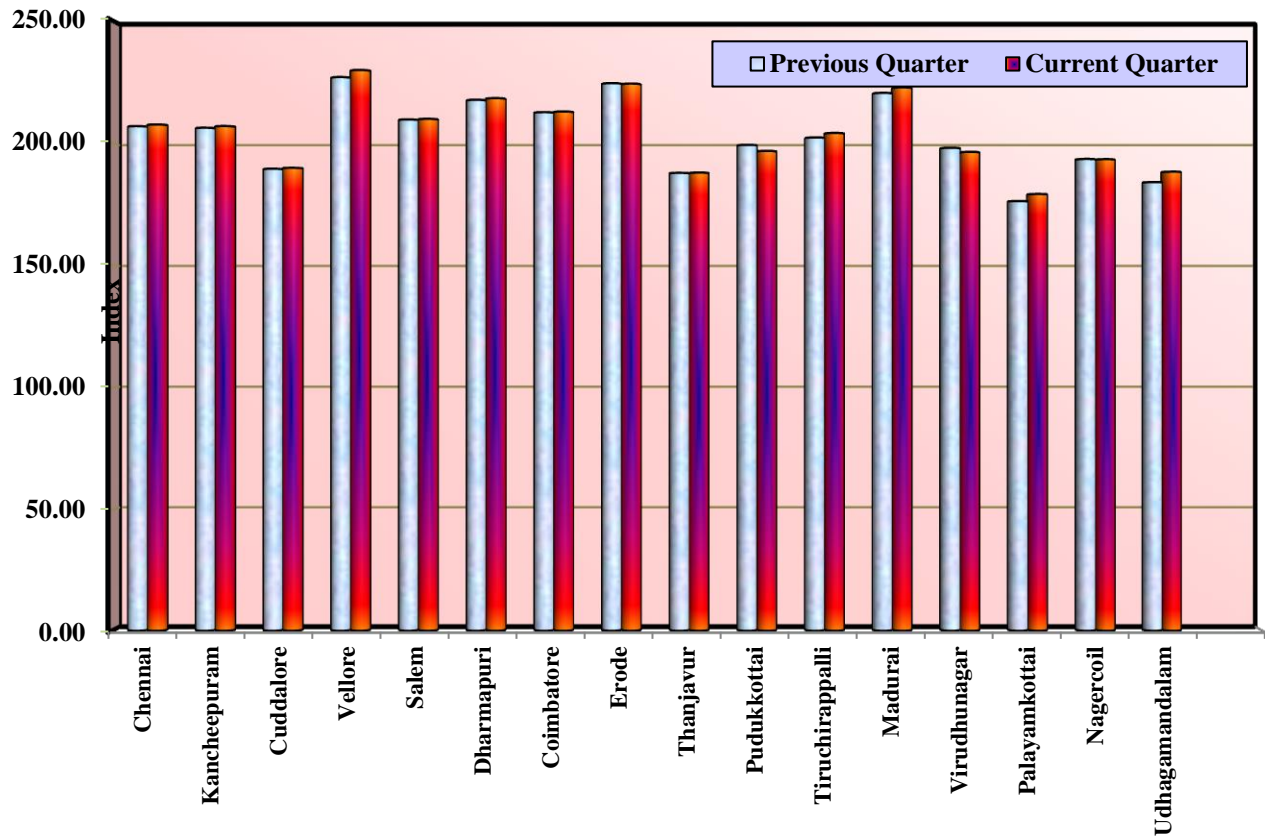


TABLE - 1A
BUILDING CONSTRUCTION COST INDEX

Item-wise Cost relative

Quarter : June 2022
(Base year:2011-12=100)

Centre : Chennai

Sl. No.	Item	Specification	Unit	Weight	COST RELATIVE			% Variation	
					Current Quarter June 2022	Previous Quarter March 2022	Corresponding Qtr. of prev. year June 2021	Previous Quarter March 2022	Corresponding Qtr. of prev. year June 2021
I. Material cost									
1.Bricks and Tiles									
1	Bricks	9"x4.5"x2.25"	1000 Nos.	18.07	170.54	170.54	147.29	0.00	15.79
2	Brick Jelly	20mm	cu.m	0.73	174.29	174.29	174.29	0.00	0.00
3	Pressed Tiles	9"x9"	1000 Nos.	1.30	211.76	211.76	176.47	0.00	20.00
4	Glazes tiles	9"x9"	1 No.	0.10	407.52	391.85	391.85	4.00	4.00
5	Ceramic tiles	9"x9"	1 No.	0.74	280.11	280.11	266.11	0.00	5.26
2.Sand stone and other Quarry Products									
6	Sand for mortar	River	cu.m	4.44	453.31	453.31	413.29	0.00	9.68
7	Stone Jelly (HBSJ)	40mm	cu.m	4.28	222.18	222.18	185.06	0.00	20.06
8	Stone Jelly (HBSJ)	20mm	cu.m	0.37	222.35	222.35	166.74	0.00	33.35
9	Stone Jelly Chips (HBSJ)	10mm	cu.m	1.50	232.39	185.91	162.74	25.00	42.80
10	Rough stone		cu.m	0.40	152.66	152.66	152.66	0.00	0.00
11	Bond stone		cu.m	0.55	162.60	160.60	160.60	1.25	1.25
3.Cement and Lime									
12	Cement		M.T	11.02	135.02	135.02	151.90	0.00	-11.11
13	Lime stone		cu.m	0.22	274.55	274.55	205.91	0.00	33.33
4.Timber and other wood									
14	TW Frame		sq.m	1.23	285.71	285.71	277.19	0.00	3.08
15	TW Panel door shutter		sq.m	0.54	153.45	159.66	159.66	-3.89	-3.89
16	Solid PVC door shutter		sq.m	0.30	226.74	220.93	209.30	2.63	8.33
5.Iron and Steel									
17	Mild Steel Rods	10mm	MT	1.20	175.45	175.45	149.63	0.00	17.26
18	Ribbed Tar Steel (RTS)	8mm	MT	1.97	173.17	173.17	148.75	0.00	16.42
19	Binding Wire		Kg	0.40	175.34	175.34	151.60	0.00	15.66
20	Door catch		No.	0.03	121.67	121.67	121.67	0.00	0.00
21	Hold fast		No.	0.03	120.00	120.00	120.00	0.00	0.00
22	Tower bolt receiver		No.	0.03	224.00	224.00	217.60	0.00	2.94
23	Steel window ventilator		Kg	1.12	226.09	208.70	208.70	8.33	8.33
6.Ancillary Materials									
24	Ready mix Prime paint		Ltr	0.09	162.09	162.09	162.09	0.00	0.00
25	Ready mix Synthetic Enamel paint		Ltr	0.05	185.11	185.11	144.87	0.00	27.78
26	Cement paint		Kg	1.73	130.43	130.43	130.43	0.00	0.00
27	Matt paint		Ltr	0.08	125.00	125.00	110.29	0.00	13.33
7.Electrical Fittings									
28	1.5sqmm copper cable		100 meter	0.33	191.62	179.64	122.16	6.67	56.87
29	PVC Pipe	20mm	1metre	0.16	421.61	461.13	408.43	-8.57	3.23
30	PVC bend		No.	0.07	276.68	276.68	237.15	0.00	16.67
31	PVC tee		No.	0.04	235.29	235.29	141.18	0.00	66.67
32	Samps 5 pin at switch board itself		No.	0.00	245.90	245.90	249.18	0.00	-1.32
33	Samps 5 pin non interlocking switch		No.	0.01	207.79	207.79	197.40	0.00	5.26
34	Ceiling Rose		No.	0.02	211.71	211.71	141.14	0.00	50.00
35	Bakelite pattern Holder		No.	0.02	137.93	137.93	137.93	0.00	0.00
36	Bulk Head Fittings		No.	0.01	300.00	280.00	240.00	7.14	25.00
37	8 SWG GI wire		kg	0.03	176.21	176.21	176.21	0.00	0.00
38	32 amps 500V fuse unit		No.	0.01	139.53	139.53	139.53	0.00	0.00
39	Junction box		No.	0.03	333.33	466.67	433.33	-28.57	-23.08
40	Jointbox		No.	0.01	276.60	319.15	319.15	-13.33	-13.33
41	Hylem sheet		No.	0.01	150.97	139.35	139.35	8.33	8.33
42	Flush type switch		No.	0.04	275.41	295.08	295.08	-6.67	-6.67
43	11wCFL bulb	11w	No.	0.01	148.15	160.49	160.49	-7.69	-7.69
44	Calling bell		No.	0.01	200.00	200.00	200.00	0.00	0.00
45	25amps single phase ELCB		No.	0.22	113.56	113.56	113.56	0.00	0.00
46	25mm GI pipe line	25mm	1 metre	0.05	246.15	176.92	161.54	39.13	52.38
47	GI Pipe 20mm(Earth pit)	20mm	1 metre	0.02	170.94	185.19	162.39	-7.69	5.26
48	40mm dia GI pipe	40mm	1 metre	0.01	225.07	221.71	215.00	1.52	4.69
49	15mm GI Pipe	15mm	1 metre	0.01	305.69	305.69	297.85	0.00	2.63
50	GI reducers		No.	0.00	170.91	170.91	144.32	0.00	18.42
8.Sanitary & Water Supply									
51	Indian Water Closet		No.	0.05	200.00	200.00	200.00	0.00	0.00
52	S.W.Gully Trap	6"x4"	No.	0.02	212.86	208.43	203.99	2.13	4.35
53	S.W.Bend	4"	No.	0.01	253.39	253.39	235.29	0.00	7.69
54	GI Pipe 20mm dia Hotwater line	20mm	1 metre	0.06	325.00	325.00	305.56	0.00	6.36
55	Stone ware pipe 100mm	100mm	1 metre	0.15	432.99	432.99	432.99	0.00	0.00
56	PVC 32mm dia	32mm	1 metre	0.14	189.16	189.16	168.14	0.00	12.50
57	PVC 20mm dia	20mm	1 metre	0.02	373.73	373.73	186.87	0.00	100.00
58	PVC rain water down fall 110mm	110mm	1 metre	0.27	170.07	166.67	149.66	2.04	13.64
59	HDPE Cylindrical		No.	0.45	200.00	200.00	195.38	0.00	2.36
II.Labour cost									
1. Skilled Labour									
60	Mason I & II (Brick Layer I & II Class)		No.	12.12	172.73	172.73	163.64	0.00	5.56
61	Carpenter		No.	1.12	211.11	211.11	200.00	0.00	5.56
62	Painter		No.	1.39	212.50	212.50	200.00	0.00	6.25
63	Fitter I & II		No.	0.70	237.50	237.50	200.00	0.00	18.75
64	Plumber		No.	0.11	237.50	237.50	212.50	0.00	11.76
65	Electrician Gr. I & II		No.	0.46	225.00	225.00	200.00	0.00	12.50
2.Unskilled Labour									
66	Mazdoor-men		No.	8.35	187.50	187.50	175.00	0.00	7.14
67	Mazdoor-Women		No.	8.43	231.11	231.11	213.33	0.00	8.33
68	Helper		No.	0.26	507.94	507.94	444.44	0.00	14.29
III.Other expenses									
69	Mixing Charges per mortar		cu.m	0.75	233.33	233.33	233.33	0.00	0.00
70	E.B.Connection charges		No.	0.38	341.59	341.59	313.04	0.00	9.12
71	Contingencies	2.5%		2.22	201.07	200.06	185.28	0.50	8.52
72	Supervision charges	10%		8.89	201.07	200.06	185.28	0.50	8.52
				100.00					

TABLE - 1

BUILDING CONSTRUCTION COST INDEX

CENTRE : CHENNAI

QUARTER : JUNE 2022
(BASE YEAR:2011-12=100)

Sl. No.	ITEM	Weight	INDEX			% Variation	
			Current Quarter June 2022	Previous Quarter Mar 2022	Correspon ding Qtr. of prev. year June 2021	Previous Quarter March 2022	Correspo nding Qtr. of prev. year June 2021
I	<u>MATERIAL COST</u>						
1	BRICKS & TILES	20.93	178.16	178.09	155.33	0.04	14.69
2	SAND, STONE & OTHER QUARRY PRODUCTS	11.55	307.16	301.02	267.09	2.04	15.00
3	CEMENT & LIME	11.24	137.78	137.78	152.97	0.00	-9.93
4	TIMBER & OTHER WOODS	2.08	242.55	243.32	236.56	-0.32	2.53
5	IRON & STEEL	4.78	185.82	181.76	163.19	2.23	13.87
6	ANCILLIARY MATERIALS	1.96	133.10	133.10	131.43	0.00	1.27
7	ELECTRICAL FITTINGS	1.13	226.54	230.74	197.59	-1.82	14.65
8	SANITARY WARE & WATER SUPPLY	1.15	230.56	229.69	217.68	0.38	5.92
II	<u>LABOUR COST</u>						
1	SKILLED LABOUR	15.90	183.71	183.71	172.36	0.00	6.58
2	UNSKILLED LABOUR	17.04	214.03	214.03	198.13	0.00	8.02
III	<u>OTHER EXPENSES</u>						
1	MIXING CHARGES	0.75	233.33	233.33	233.33	0.00	0.00
2	E.B.SERVICE CONNECTION CHARGES	0.38	341.59	341.59	313.04	0.00	9.12
3	CONTINGENCIES	2.22	201.07	200.10	185.28	0.48	8.52
4	SUPERVISION CHARGES	8.89	201.07	200.10	185.28	0.48	8.52
I	<i>MATERIAL COST</i>	54.82	200.66	199.08	183.49	0.79	9.36
II	<i>LABOUR COST</i>	32.94	199.40	199.40	185.69	0.00	7.38
III	<i>OTHER EXPENSES</i>	12.24	207.40	206.51	192.17	0.43	7.92
	BUILDING CONSTRUCTION COST INDEX	100	201.07	200.10	185.28	0.48	8.52

TABLE - 2A
BUILDING CONSTRUCTION COST INDEX
Item-wise Cost relative

Centre : Kancheepuram

Quarter : June 2022
(Base year:2011-12=100)

Sl. No.	Item	Specification	Unit	Weight	COST RELATIVE			% Variation	
					Current Quarter June 2022	Previous Quarter March 2022	Corresponding Qtr. of prev. year June 2021	Previous Quarter March 2022	Corresponding Qtr. of prev. year June 2021
I. Material cost									
1.Bricks and Tiles Products									
1	Bricks	9"x4.5"x2.25"	1000 Nos.	15.52	182.80	182.80	172.04	0.00	6.25
2	Brick Jelly	20mm	cu.m	0.61	220.63	212.50	203.13	3.82	8.62
3	Pressed Tiles	9"x9"	1000 Nos.	1.73	167.54	167.54	157.07	0.00	6.67
4	Glazes tiles	9"x9"	1 No.	0.15	416.67	416.67	380.95	0.00	9.38
5	Ceramic tiles	9"x9"	1 No.	0.86	357.14	357.14	357.14	0.00	0.00
2.Sand stone and other Quarry Products									
6	Sand for mortar	River	cu.m	3.57	504.63	504.63	504.63	0.00	0.00
7	Stone Jelly (HBSJ)	40mm	cu.m	4.24	142.32	151.13	146.73	-5.83	-3.00
8	Stone Jelly (HBSJ)	20mm	cu.m	0.40	128.05	135.98	135.98	-5.83	-5.83
9	Stone Jelly Chips (HBSJ)	10mm	cu.m	1.64	161.95	171.98	171.98	-5.83	-5.83
10	Rough stone		cu.m	0.48	243.06	243.06	243.06	0.00	0.00
11	Bond stone		cu.m	0.00	0.00	0.00	0.00	0.00	0.00
3.Cement and Lime									
12	Cement		M.T	13.32	146.45	146.45	159.77	0.00	-8.33
13	Lime stone		cu.m	0.26	133.36	121.28	145.50	9.96	-8.35
4.Timber and other wood									
14	TW Frame		sq.m	1.67	270.27	270.27	262.76	0.00	2.86
15	TW Panel door shutter		sq.m	0.76	285.71	285.71	275.00	0.00	3.90
16	Solid PVC door shutter		sq.m	0.68	125.00	118.75	100.00	5.26	25.00
5.Iron and Steel									
17	Mild Steel Rods	10mm	MT	1.51	148.23	139.51	139.51	6.25	6.25
18	Ribbed Tar Steel (RTS)	8mm	MT	2.46	148.39	139.78	140.11	6.15	5.91
19	Binding Wire		Kg	0.54	178.14	137.65	126.32	29.41	41.03
20	Door catch		No.	0.03	134.83	134.83	134.83	0.00	0.00
21	Hold fast		No.	0.07	242.42	181.82	181.82	33.33	33.33
22	Tower bolt receiver		No.	0.02	545.45	545.45	545.45	0.00	0.00
23	Steel window ventilator		Kq	1.33	208.70	208.70	191.30	0.00	9.09
6.Ancillary Materials									
24	Ready mix Prime paint		Ltr	0.11	160.40	160.40	150.38	0.00	6.67
25	Ready mix Synthetic Enamel paint		Ltr	0.07	156.58	149.47	142.35	4.76	10.00
26	Cement paint		Kq	2.06	217.39	195.65	195.65	11.11	11.11
27	Matt paint		Ltr	0.11	210.88	210.88	204.08	0.00	3.33
7.Electrical Fittings									
28	1.5sqmm copper cable		100 meter	0.59	150.79	154.76	134.92	-2.56	11.76
29	PVC Pipe	20mm	1metre	0.08	420.00	440.00	380.00	-4.55	10.53
30	PVC bend		No.	0.04	476.19	476.19	476.19	0.00	0.00
31	PVC tee		No.	0.02	326.53	326.53	326.53	0.00	0.00
32	5amps 5 pin at switch board itself		No.	0.00	114.29	114.29	114.29	0.00	0.00
33	5amps 5 pin non interlocking switch		No.	0.01	250.00	250.00	222.22	0.00	12.50
34	Ceiling Rose		No.	0.02	216.61	231.05	209.39	-6.25	3.45
35	Bakelite pattern Holder		No.	0.03	160.92	160.92	137.93	0.00	16.67
36	Bulk Head Fittings		No.	0.02	177.22	177.22	151.90	0.00	16.67
37	8 SWG GI wire		kq	0.05	162.71	176.27	168.14	-7.69	-3.23
38	32 amps 500V fuse unit		No.	0.01	200.00	200.00	187.50	0.00	6.67
39	Junction box		No.	0.03	200.00	200.00	200.00	0.00	0.00
40	Jointbox		No.	0.02	159.57	159.57	127.66	0.00	25.00
41	Hylem sheet		No.	0.01	149.80	149.80	144.00	0.00	4.03
42	Flush type switch		No.	0.04	250.00	250.00	250.00	0.00	0.00
43	11wCFL bulb	11w	No.	0.01	133.33	133.33	133.33	0.00	0.00
44	Calling bell		No.	0.01	213.33	213.33	213.33	0.00	0.00
45	25amps single phase ELCB		No.	0.15	216.67	216.67	200.00	0.00	8.33
46	25mm GI pipe line	25mm	1 metre	0.06	250.98	250.98	258.82	0.00	-3.03
47	GI Pipe 20mm(Earth pit)	20mm	1 metre	0.02	155.17	155.17	129.31	0.00	20.00
48	40mm dia GI pipe	40mm	1 metre	0.01	272.11	272.11	265.31	0.00	2.56
49	15mm GI Pipe	15mm	1 metre	0.01	285.71	301.59	285.71	-5.26	0.00
50	GI reducers		No.	0.00	192.31	192.31	192.31	0.00	0.00
8.Sanitary & Water Supply									
51	Indian Water Closet		No.	0.10	144.07	144.07	135.59	0.00	6.25
52	S.W.Gully Trap	6"x4"	No.	0.03	132.48	132.48	132.48	0.00	0.00
53	S.W.Bend	4"	No.	0.02	204.65	204.65	148.84	0.00	37.50
54	GI Pipe 20mm dia Hotwater line	20mm	1 metre	0.14	178.57	185.71	171.43	-3.85	4.17
55	Stone ware pipe 100mm	100mm	1 metre	0.27	131.15	131.15	118.03	0.00	11.11
56	PVC 32mm dia	32mm	1 metre	0.16	234.04	234.04	255.32	-8.33	-8.33
57	PVC 20mm dia	20mm	1 metre	0.02	324.32	324.32	324.32	0.00	0.00
58	PVC rain water down fall 110mm	110mm	1 metre	0.32	204.08	204.08	187.07	0.00	9.09
59	HDPE Cylindrical		No.	0.54	184.62	169.23	169.23	9.09	9.09
II.Labour cost									
1. Skilled Labour									
60	Mason I & II (Brick Layer I & II Class)		No.	10.83	218.18	218.18	169.70	0.00	28.57
61	Carpenter		No.	1.22	218.18	218.18	169.70	0.00	28.57
62	Painter		No.	1.50	220.69	220.69	193.10	0.00	14.29
63	Fitter I & II		No.	0.83	212.50	200.00	175.00	6.25	21.43
64	Plumber		No.	0.13	206.06	206.06	193.94	0.00	6.25
65	Electrician Gr I & II		No.	0.48	242.86	242.86	200.00	0.00	21.43
2.Unskilled Labour									
66	Mazdoor-men		No.	7.49	232.37	232.37	199.17	0.00	16.67
67	Mazdoor-Women		No.	7.37	290.91	290.91	242.42	0.00	20.00
68	Helper		No.	0.31	392.16	392.16	326.80	0.00	20.00
III.Other expenses									
69	Mixing Charges per mortar		cu.m	1.07	166.67	166.67	166.67	0.00	0.00
70	E.B.Connection charges		No.	0.63	185.62	185.62	156.74	0.00	18.42
71	Contingencies	2.5%		2.22	211.78	210.99	194.76	0.38	8.74
72	Supervision charges	10%		8.89	211.78	210.99	194.76	0.38	8.74
				100.00					

TABLE - 2
BUILDING CONSTRUCTION COST INDEX

CENTRE : KANCHEEPURAM

QUARTER : JUNE 2022
(BASE YEAR:2011-12=100)

Sl. No.	ITEM	Weight	INDEX			% Variation	
			Current Quarter June 2022	Previous Quarter Mar 2022	Corresponding Qtr. of prev. year June 2021	Previous Quarter March 2022	Corresponding Qtr. of prev. year June 2021
I	<u>MATERIAL COST</u>						
1	BRICKS & TILES	18.87	192.41	192.15	181.76	0.14	5.86
2	SAND, STONE & OTHER QUARRY PRODUCTS	10.33	274.53	280.06	278.25	-1.97	-1.34
3	CEMENT & LIME	13.58	146.20	145.96	159.49	0.16	-8.33
4	TIMBER & OTHER WOODS	3.11	242.47	241.11	230.38	0.56	5.25
5	IRON & STEEL	5.95	166.91	156.83	152.06	6.43	9.76
6	ANCILLIARY MATERIALS	2.35	212.57	193.31	192.30	9.97	10.54
7	ELECTRICAL FITTINGS	1.25	204.59	208.60	191.12	-1.92	7.04
8	SANITARY WARE & WATER SUPPLY	1.60	182.74	179.69	171.62	1.70	6.48
II	<u>LABOUR COST</u>						
1	SKILLED LABOUR	15.00	218.80	218.10	173.52	0.32	26.10
2	UNSKILLED LABOUR	15.16	264.02	264.02	222.75	0.00	18.53
III	<u>OTHER EXPENSES</u>						
1	MIXING CHARGES	1.07	166.67	166.67	166.67	0.00	0.00
2	E.B.SERVICE CONNECTION CHARGES	0.63	185.62	185.62	156.74	0.00	18.42
3	CONTINGENCIES	2.22	211.78	210.99	194.76	0.38	8.74
4	SUPERVISION CHARGES	8.89	211.78	210.99	194.76	0.38	8.74
I	<i>MATERIAL COST</i>	57.04	197.18	196.12	193.84	0.54	1.72
II	<i>LABOUR COST</i>	30.16	241.53	241.19	198.27	0.14	21.82
III	<i>OTHER EXPENSES</i>	12.80	206.75	206.06	190.56	0.34	8.50
	BUILDING CONSTRUCTION COST INDEX	100	211.78	210.99	194.76	0.38	8.74

TABLE - 3A
BUILDING CONSTRUCTION COST INDEX

Item-wise Cost relative

Quarter : June 2022
(Base year:2011-12=100)

Centre : Cuddalore

Sl. No.	Item	Specification	Unit	Weight	COST RELATIVE			% Variation	
					Current Quarter June 2022	Previous Quarter March 2022	Corresponding Qtr. of prev. year June 2021	Previous Quarter March 2022	Corresponding Qtr. of prev. year June 2021
I. Material cost									
1.Bricks and Tiles Products									
1	Bricks	9"x4.5"x2.25"	1000 Nos.	13.72	181.82	175.00	136.36	3.90	33.33
2	Brick Jelly	20mm	cu.m	0.42	131.47	125.55	125.55	4.72	4.72
3	Pressed Tiles	9"x9"	1000 Nos.	2.29	170.37	170.37	155.56	0.00	9.52
4	Glazes tiles	9"x9"	1 No.	0.13	437.50	437.50	437.50	0.00	0.00
5	Ceramic tiles	9"x9"	1 No.	0.80	171.43	164.29	147.86	4.35	15.94
2.Sand stone and other Quarry Products									
6	Sand for mortar	River	cu.m	3.97	465.60	465.60	465.60	0.00	0.00
7	Stone Jelly (HBSJ)	40mm	cu.m	3.46	132.61	132.61	127.42	0.00	4.08
8	Stone Jelly (HBSJ)	20mm	cu.m	0.36	113.71	160.91	160.91	-29.33	-29.33
9	Stone Jelly Chips (HBSJ)	10mm	cu.m	1.09	143.12	143.12	135.83	0.00	5.37
10	Rough stone		cu.m	0.44	156.25	154.51	154.51	1.12	1.12
11	Bond stone		cu.m	0.57	174.92	174.10	174.10	0.47	0.47
3.Cement and Lime									
12	Cement		M.T	13.04	139.68	139.68	136.51	0.00	2.33
13	Lime stone		cu.m	0.12	113.96	113.96	109.05	0.00	4.50
4.Timber and other wood									
14	TW Frame		sq.m	1.41	300.00	300.00	300.00	0.00	0.00
15	TW Panel door shutter		sq.m	0.92	205.56	200.00	188.89	2.78	8.82
16	Solid PVC door shutter		sq.m	0.58	157.26	150.43	143.59	4.55	9.52
5.Iron and Steel									
17	Mild Steel Rods	10mm	MT	1.30	177.38	204.76	147.62	-13.37	20.16
18	Ribbed Tar Steel (RTS)	8mm	MT	2.12	177.91	204.65	147.67	-13.07	20.47
19	Binding Wire		Kg	0.57	134.75	136.17	127.66	-1.04	5.56
20	Door catch		No.	0.02	142.86	142.86	131.14	0.00	8.93
21	Hold fast		No.	0.12	230.77	230.77	230.77	0.00	0.00
22	Tower bolt receiver		No.	0.03	342.86	342.86	314.29	0.00	9.09
23	Steel window ventilator		Kg	1.24	208.70	191.30	191.30	9.09	9.09
6.Ancillary Materials									
24	Ready mix Prime paint		Ltr	0.11	150.00	150.00	150.00	0.00	0.00
25	Ready mix Synthetic Enamel paint		Ltr	0.06	150.94	150.94	150.94	0.00	0.00
26	Cement paint		Kg	1.84	136.36	136.36	125.00	0.00	9.09
27	Matt paint		Ltr	0.15	125.00	125.00	125.00	0.00	0.00
7.Electrical Fittings									
28	1.5sqmm copper cable		100 meter	0.36	245.02	245.02	220.52	0.00	11.11
29	PVC Pipe	20mm	1metre	0.15	600.00	600.00	550.00	0.00	9.09
30	PVC bend		No.	0.03	723.81	666.67	666.67	8.57	8.57
31	PVC tee		No.	0.02	444.44	444.44	285.71	0.00	55.56
32	5amps 5 pin at switch board itself		No.	0.01	110.00	110.00	110.00	0.00	0.00
33	5amps 5 pin non interlocking switch		No.	0.01	166.67	166.67	166.67	0.00	0.00
34	Ceiling Rose		No.	0.02	216.00	208.00	208.00	3.85	3.85
35	Bakelite pattern Holder		No.	0.02	125.00	125.00	130.00	0.00	-3.85
36	Bulk Head Fittings		No.	0.02	170.00	170.00	160.00	0.00	6.25
37	8 SWG GI wire		kg	0.06	145.78	145.78	118.93	0.00	22.58
38	32 amps 500V fuse unit		No.	0.01	400.00	400.00	400.00	0.00	0.00
39	Junction box		No.	0.04	156.25	156.25	156.25	0.00	0.00
40	Jointbox		No.	0.02	122.86	122.86	121.43	0.00	1.18
41	Hylem sheet		No.	0.01	143.85	143.85	129.93	0.00	10.71
42	Flush type switch		No.	0.05	166.67	166.67	166.67	0.00	0.00
43	11wCFL bulb	11w	No.	0.01	175.00	175.00	162.50	0.00	7.69
44	Calling bell		No.	0.01	144.44	133.33	111.11	8.33	30.00
45	25amps single phase ELCB		No.	0.24	164.04	171.92	100.95	-4.59	62.50
46	25mm GI pipe line	25mm	1 metre	0.05	155.32	155.32	155.32	0.00	0.00
47	GI Pipe 20mm(Earth pit)	20mm	1 metre	0.01	146.15	146.15	135.38	0.00	7.95
48	40mm dia GI pipe	40mm	1 metre	0.01	119.93	119.93	114.99	0.00	4.29
49	15mm GI Pipe	15mm	1 metre	0.01	125.10	125.10	115.23	0.00	8.57
50	GI reducers		No.	0.00	336.63	336.63	336.63	0.00	0.00
8.Sanitary & Water Supply									
51	Indian Water Closet		No.	0.07	174.42	166.28	159.30	4.90	9.49
52	S.W.Gully Trap	6"x4"	No.	0.01	212.50	206.25	187.50	3.03	13.33
53	S.W.Bend	4"	No.	0.01	143.75	142.50	140.00	0.88	2.68
54	GI Pipe 20mm dia Hotwater line	20mm	1 metre	0.06	183.33	175.00	158.33	4.76	15.79
55	Stone ware pipe 100mm	100mm	1 metre	0.27	187.50	187.50	130.00	0.00	44.23
56	PVC 32mm dia	32mm	1 metre	0.14	197.80	189.01	135.60	4.65	45.87
57	PVC 20mm dia	20mm	1 metre	0.02	215.11	209.60	132.93	2.63	61.83
58	PVC rain water down fall 110mm	110mm	1 metre	0.23	301.12	299.33	261.03	0.60	15.36
59	HDPE Cylindrical		No.	0.50	292.31	292.31	292.31	0.00	0.00
II.Labour cost									
1. Skilled Labour									
60	Mason I & II (Brick Layer I & II Class)		No.	12.27	160.00	160.00	160.00	0.00	0.00
61	Carpenter		No.	1.35	164.10	164.10	164.10	0.00	0.00
62	Painter		No.	1.55	187.50	187.50	187.50	0.00	0.00
63	Fitter I & II		No.	0.78	200.00	200.00	200.00	0.00	0.00
64	Plumber		No.	0.12	200.00	200.00	200.00	0.00	0.00
65	Electrician Gr I & II		No.	0.52	196.92	184.62	184.62	6.67	6.67
2.Unskilled Labour									
66	Mazdoor-men		No.	8.13	200.00	200.00	200.00	0.00	0.00
67	Mazdoor-Women		No.	7.88	232.80	232.80	232.80	0.00	0.00
68	Helper		No.	0.37	325.00	300.00	300.00	8.33	8.33
III.Other expenses									
69	Mixing Charges per mortar		cu.m	2.14	180.65	180.65	180.65	0.00	0.00
70	E.B.Connection charges		No.	0.42	178.15	178.15	178.15	0.00	0.00
71	Contingencies	2.5%		2.22	191.89	191.41	180.67	0.25	6.21
72	Supervision charges	10%		8.89	191.89	191.41	180.67	0.25	6.21
				100.00					11.67

TABLE - 3
BUILDING CONSTRUCTION COST INDEX

CENTRE : CUDDALORE

QUARTER : JUNE 2022
(BASE YEAR:2011-12=100)

Sl. No	ITEM	Weight	INDEX			% Variation	
			Current Quarter June 2022	Previous Quarter Mar 2022	Corresponding Qtr. of prev. year June 2021	Previous Quarter March 2022	Corresponding Qtr. of prev. year June 2021
I	<u>MATERIAL COST</u>						
1	BRICKS & TILES	17.37	180.57	174.71	141.47	3.35	27.64
2	SAND, STONE & OTHER QUARRY PRODUCTS	9.89	270.22	271.81	269.19	-0.58	0.38
3	CEMENT & LIME	13.17	139.45	139.45	136.26	0.00	2.34
4	TIMBER & OTHER WOODS	2.90	241.75	238.63	233.76	1.31	3.42
5	IRON & STEEL	5.40	182.32	195.54	158.35	-6.76	15.14
6	ANCILLIARY MATERIALS	2.16	136.65	136.65	126.95	0.00	7.64
7	ELECTRICAL FITTINGS	1.17	262.68	262.57	229.22	0.04	14.60
8	SANITARY WARE & WATER SUPPLY	1.30	248.17	245.97	219.33	0.89	13.15
II	<u>LABOUR COST</u>						
1	SKILLED LABOUR	16.58	166.23	165.84	165.84	0.23	0.23
2	UNSKILLED LABOUR	16.39	218.62	218.06	218.06	0.26	0.26
III	<u>OTHER EXPENSES</u>						
1	MIXING CHARGES	2.14	180.65	180.65	180.65	0.00	0.00
2	E.B.SERVICE CONNECTION CHARGES	0.42	178.15	178.15	178.15	0.00	0.00
3	CONTINGENCIES	2.22	191.89	191.41	180.67	0.25	6.21
4	SUPERVISION CHARGES	8.89	191.89	191.41	180.67	0.25	6.21
I	<i>MATERIAL COST</i>	53.36	191.21	191.71	173.82	-0.26	10.01
II	<i>LABOUR COST</i>	32.97	192.27	191.79	191.79	0.25	0.25
III	<i>OTHER EXPENSES</i>	13.67	189.70	189.32	180.59	0.20	5.05
	BUILDING CONSTRUCTION COST INDEX	100	191.89	191.41	180.67	0.25	6.21

TABLE - 4A
BUILDING CONSTRUCTION COST INDEX

Item-wise Cost relative

Quarter : June 2022
(Base year:2011-12=100)

Centre : Vellore

Sl. No.	Item	Specification	Unit	Weight	COST RELATIVE			% Variation	
					Current Quarter June 2022	Previous Quarter March 2022	Corresponding Qtr. of prev. year June 2021	Previous Quarter March 2022	Corresponding Qtr. of prev. year June 2021
I. Material cost									
1.Bricks and Tiles Products									
1	Bricks	9"x4.5"x2.25"	1000 Nos.	17.17	161.70	161.70	144.68	0.00	11.76
2	Brick Jelly	20mm	cu.m	0.78	132.30	132.30	128.49	0.00	2.96
3	Pressed Tiles	9"x9"	1000 Nos.	1.69	235.29	235.29	235.29	0.00	0.00
4	Glazes tiles	9"x9"	1 No.	0.16	238.10	238.10	238.10	0.00	0.00
5	Ceramic tiles	9"x9"	1 No.	0.94	250.00	250.00	242.86	0.00	2.94
2.Sand stone and other Quarry Products									
6	Sand for mortar	River	cu.m	4.80	451.27	451.27	410.49	0.00	9.93
7	Stone Jelly (HBSJ)	40mm	cu.m	4.06	184.69	184.69	184.69	0.00	0.00
8	Stone Jelly (HBSJ)	20mm	cu.m	0.42	143.07	126.38	143.07	13.21	0.00
9	Stone Jelly Chips (HBSJ)	10mm	cu.m	1.28	222.49	228.56	207.92	-2.65	7.00
10	Rough stone		cu.m	0.38	252.38	252.38	211.90	0.00	19.10
11	Bond stone		cu.m	0.65	166.67	166.67	178.33	0.00	-6.54
3.Cement and Lime									
12	Cement		M.T	14.50	150.63	150.63	138.91	0.00	8.43
13	Lime stone		cu.m	0.17	197.06	197.06	197.06	0.00	0.00
4.Timber and other wood									
14	TW Frame		sq.m	1.30	185.19	185.19	158.73	0.00	16.67
15	TW Panel door shutter		sq.m	1.07	188.89	188.89	177.78	0.00	6.25
16	Solid PVC door shutter		sq.m	0.45	132.65	132.65	127.55	0.00	4.00
5.Iron and Steel									
17	Mild Steel Rods	10mm	MT	1.59	160.23	160.23	136.36	0.00	17.50
18	Ribbed Tar Steel (RTS)	8mm	MT	2.51	149.86	149.86	145.24	0.00	3.17
19	Binding Wire		Kg	0.59	115.20	136.00	136.00	-15.29	-15.29
20	Door catch		No.	0.03	400.00	171.43	131.43	133.33	204.35
21	Hold fast		No.	0.04	200.00	200.00	200.00	0.00	0.00
22	Tower bolt receiver		No.	0.02	388.89	361.11	388.89	7.69	0.00
23	Steel window ventilator		Kq	1.45	226.09	200.00	200.00	13.04	13.04
6.Ancillary Materials									
24	Ready mix Prime paint		Ltr	0.09	193.33	193.33	190.00	0.00	1.75
25	Ready mix Synthetic Enamel paint		Ltr	0.06	204.55	204.55	200.00	0.00	2.27
26	Cement paint		Kg	2.16	181.82	181.82	136.36	0.00	33.33
27	Matt paint		Ltr	0.11	192.86	192.86	185.71	0.00	3.85
7.Electrical Fittings									
28	1.5sqmm copper cable		100 meter	0.28	283.64	283.64	283.64	0.00	0.00
29	PVC Pipe	20mm	1metre	0.12	328.57	642.86	642.86	-48.89	-48.89
30	PVC bend		No.	0.04	416.67	416.67	416.67	0.00	0.00
31	PVC tee		No.	0.02	444.44	444.44	444.44	0.00	0.00
32	Samps 5 pin at switch board itself		No.	0.00	138.46	138.46	138.46	0.00	0.00
33	Samps 5 pin non interlocking switch		No.	0.01	208.33	166.67	208.33	25.00	0.00
34	Ceiling Rose		No.	0.01	280.00	240.00	210.00	16.67	33.33
35	Bakelite pattern Holder		No.	0.03	205.56	205.56	200.00	0.00	2.78
36	Bulk Head Fittings		No.	0.01	360.00	360.00	360.00	0.00	0.00
37	8 SWG GI wire		kg	0.04	279.33	279.33	190.45	0.00	46.67
38	32 amps 500V fuse unit		No.	0.01	457.14	457.14	457.14	0.00	0.00
39	Junction box		No.	0.04	400.00	400.00	333.33	0.00	20.00
40	Jointbox		No.	0.02	255.32	255.32	255.32	0.00	0.00
41	Hylem sheet		No.	0.02	130.63	122.97	130.63	6.23	0.00
42	Flush type switch		No.	0.05	133.33	133.33	133.33	0.00	0.00
43	11wCFL bulb	11w	No.	0.01	150.00	150.00	150.00	0.00	0.00
44	Calling bell		No.	0.01	344.44	344.44	344.44	0.00	0.00
45	25amps single phase ELCB		No.	0.29	124.92	124.92	124.92	0.00	0.00
46	25mm GI pipe line	25mm	1 metre	0.06	181.82	181.82	181.82	0.00	0.00
47	GI Pipe 20mm(Earth pit)	20mm	1 metre	0.01	284.62	284.62	276.92	0.00	2.78
48	40mm dia GI pipe	40mm	1 metre	0.01	239.29	239.29	235.71	0.00	1.52
49	15mm GI Pipe	15mm	1 metre	0.01	250.00	250.00	216.67	0.00	15.38
50	GI reducers		No.	0.01	142.86	142.86	115.43	0.00	23.76
8.Sanitary & Water Supply									
51	Indian Water Closet		No.	0.07	270.27	270.27	243.24	0.00	11.11
52	S.W.Gully Trap	6"x4"	No.	0.01	450.00	416.67	400.00	8.00	12.50
53	S.W.Bend	4"	No.	0.01	422.22	422.22	355.56	0.00	18.75
54	GI Pipe 20mm dia Hotwater line	20mm	1 metre	0.07	416.67	291.67	273.33	42.86	52.44
55	Stone ware pipe 100mm	100mm	1 metre	0.16	375.00	375.00	350.00	0.00	7.14
56	PVC 32mm dia	32mm	1 metre	0.17	266.67	266.67	266.67	0.00	0.00
57	PVC 20mm dia	20mm	1 metre	0.02	444.44	333.33	333.33	33.33	33.33
58	PVC rain water down fall 110mm	110mm	1 metre	0.23	221.05	221.05	200.00	0.00	10.53
59	HDPE Cylindrical		No.	0.59	184.62	184.62	184.62	0.00	0.00
II.Labour cost									
1. Skilled Labour									
60	Mason I & II (Brick Layer I & II Class)		No.	8.62	283.33	250.00	233.33	13.33	21.43
61	Carpenter		No.	0.97	266.67	250.00	233.33	6.67	14.29
62	Painter		No.	1.13	280.00	280.00	280.00	0.00	0.00
63	Fitter I & II		No.	0.57	300.00	300.00	280.00	0.00	7.14
64	Plumber		No.	0.09	290.00	290.00	280.00	0.00	3.57
65	Electrician Gr I & II		No.	0.38	280.00	280.00	280.00	0.00	0.00
2.Unskilled Labour									
66	Mazdoor-men		No.	7.15	198.10	198.10	198.10	0.00	0.00
67	Mazdoor-Women		No.	6.65	241.18	241.18	241.18	0.00	0.00
68	Helper		No.	0.24	446.43	446.43	446.43	0.00	0.00
III.Other expenses									
69	Mixing Charges per mortar		cu.m	1.58	328.21	328.21	315.08	0.00	4.17
70	E.B.Connection charges		No.	0.61	272.01	272.01	264.60	0.00	2.80
71	Contingencies	2.5%		2.22	213.29	209.82	197.33	1.66	8.09
72	Supervision charges	10%		8.89	213.29	209.82	197.33	1.66	8.09
				100.00					7.42

TABLE - 4
BUILDING CONSTRUCTION COST INDEX

CENTRE : VELLORE

QUARTER : JUNE 2022
(BASE YEAR:2011-12=100)

Sl. No	ITEM	Weight	INDEX			% Variation	
			Current Quarter June 2022	Previous Quarter Mar 2022	Corresponding Qtr. of prev. year June 2021	Previous Quarter March 2022	Corresponding Qtr. of prev. year June 2021
I	<u>MATERIAL COST</u>						
1	BRICKS & TILES	20.75	171.20	171.20	156.64	0.00	9.29
2	SAND, STONE & OTHER QUARRY PRODUCTS	11.58	299.01	299.08	279.84	-0.02	6.85
3	CEMENT & LIME	14.67	151.16	151.16	139.58	0.00	8.30
4	TIMBER & OTHER WOODS	2.82	178.16	178.16	160.96	0.00	10.68
5	IRON & STEEL	6.23	169.10	163.98	155.96	3.12	8.42
6	ANCILLIARY MATERIALS	2.42	183.32	183.32	142.26	0.00	28.87
7	ELECTRICAL FITTINGS	1.11	240.66	273.37	267.07	-11.97	-9.89
8	SANITARY WARE & WATER SUPPLY	1.31	247.63	239.49	229.98	3.40	7.67
II	<u>LABOUR COST</u>						
1	SKILLED LABOUR	11.76	282.38	256.57	241.93	10.06	16.72
2	UNSKILLED LABOUR	14.04	222.82	222.82	222.82	0.00	0.00
III	<u>OTHER EXPENSES</u>						
1	MIXING CHARGES	1.58	328.21	328.21	315.08	0.00	4.17
2	E.B.SERVICE CONNECTION CHARGES	0.61	272.01	272.01	264.60	0.00	2.80
3	CONTINGENCIES	2.22	213.29	209.82	197.33	1.66	8.09
4	SUPERVISION CHARGES	8.89	213.29	209.82	197.33	1.66	8.09
I	<i>MATERIAL COST</i>	60.90	194.18	194.09	179.11	0.05	8.41
II	<i>LABOUR COST</i>	25.80	249.98	238.21	231.53	4.94	7.97
III	<i>OTHER EXPENSES</i>	13.30	229.64	226.74	214.41	1.28	7.10
	BUILDING CONSTRUCTION COST INDEX	100	213.29	209.82	197.33	1.66	8.09

TABLE - 5A
BUILDING CONSTRUCTION COST INDEX

Item-wise Cost relative

Quarter : June 2022
(Base year:2011-12=100)

Centre : Salem

Sl. No.	Item	Specification	Unit	Weight	COST RELATIVE			% Variation	
					Current Quarter June 2022	Previous Quarter March 2022	Corresponding Qtr. of prev. year June 2021	Previous Quarter March 2022	Corresponding Qtr. of prev. year June 2021
I. Material cost									
1.Bricks and Tiles Products									
1	Bricks	9"x4.5"x2.25"	1000 Nos.	16.39	186.30	186.30	164.38	0.00	13.33
2	Brick Jelly	20mm	cu.m	0.48	151.59	151.59	151.59	0.00	0.00
3	Pressed Tiles	9"x9"	1000 Nos.	1.42	262.07	248.28	220.69	5.56	18.75
4	Glazes tiles	9"x9"	1 No.	0.15	350.00	337.50	300.00	3.70	16.67
5	Ceramic tiles	9"x9"	1 No.	0.54	380.37	368.10	343.56	3.33	10.71
2.Sand stone and other Quarry Products									
6	Sand for mortar	River	cu.m	4.75	480.18	480.18	480.18	0.00	0.00
7	Stone Jelly (HBSJ)	40mm	cu.m	3.33	140.60	140.60	140.60	0.00	0.00
8	Stone Jelly (HBSJ)	20mm	cu.m	0.37	111.43	111.43	116.03	0.00	-3.96
9	Stone Jelly Chips (HBSJ)	10mm	cu.m	1.80	119.77	119.77	114.83	0.00	4.31
10	Rough stone		cu.m	0.49	231.27	244.00	236.36	-5.22	-2.15
11	Bond stone		cu.m	0.67	398.67	398.67	398.67	0.00	0.00
3.Cement and Lime									
12	Cement		M.T	14.31	146.67	150.00	146.67	-2.22	0.00
13	Lime stone		cu.m	0.17	144.12	144.12	117.65	0.00	22.50
4.Timber and other wood									
14	TW Frame		sq.m	1.38	156.25	156.25	146.48	0.00	6.67
15	TW Panel door shutter		sq.m	0.92	139.68	130.79	116.83	6.80	19.57
16	Solid PVC door shutter		sq.m	0.39	138.14	138.37	106.98	-0.17	29.13
5.Iron and Steel									
17	Mild Steel Rods	10mm	MT	1.71	153.53	157.68	128.63	-2.63	19.35
18	Ribbed Tar Steel (RTS)	8mm	MT	2.77	152.92	157.02	129.31	-2.61	18.25
19	Binding Wire		Kg	0.54	208.70	217.39	226.09	-4.00	-7.69
20	Door catch		No.	0.02	203.13	203.13	203.13	0.00	0.00
21	Hold fast		No.	0.07	285.71	269.84	238.10	5.88	20.00
22	Tower bolt receiver		No.	0.03	200.00	166.67	153.33	20.00	30.43
23	Steel window ventilator		Kg	1.43	139.13	139.13	135.65	0.00	2.56
6.Ancillary Materials									
24	Ready mix Prime paint		Ltr	0.13	142.86	135.71	119.05	5.26	20.00
25	Ready mix Synthetic Enamel paint		Ltr	0.06	179.17	170.83	150.00	4.88	19.44
26	Cement paint		Kg	2.17	133.33	122.22	122.22	9.09	9.09
27	Matt paint		Ltr	0.11	147.37	143.86	140.35	2.44	5.00
7.Electrical Fittings									
28	1.5sqmm copper cable		100 meter	0.49	183.59	165.23	153.85	11.11	19.33
29	PVC Pipe	20mm	1metre	0.12	309.56	282.64	296.10	9.52	4.55
30	PVC bend		No.	0.04	229.37	253.97	253.97	-9.69	-9.69
31	PVC tee		No.	0.02	357.14	357.14	357.14	0.00	0.00
32	5amps 5 pin at switch board itself		No.	0.01	114.29	114.29	114.29	0.00	0.00
33	5amps 5 pin non interlocking switch		No.	0.01	340.00	350.00	190.00	-2.86	78.95
34	Ceiling Rose		No.	0.02	304.00	304.00	226.67	0.00	34.12
35	Bakelite pattern Holder		No.	0.02	274.29	274.29	222.86	0.00	23.08
36	Bulk Head Fittings		No.	0.01	412.90	490.32	238.71	-15.79	72.97
37	8 SWG GI wire		kg	0.04	229.66	201.71	179.78	13.86	27.75
38	32 amps 500V fuse unit		No.	0.02	244.90	361.52	361.52	-32.26	-32.26
39	Junction box		No.	0.04	106.67	120.00	120.00	-11.11	-11.11
40	Jointbox		No.	0.02	91.76	122.35	122.35	-25.00	-25.00
41	Hylem sheet		No.	0.02	153.13	153.13	139.21	0.00	10.00
42	Flush type switch		No.	0.05	142.86	142.86	142.86	0.00	0.00
43	11wCFL bulb	11w	No.	0.01	159.02	159.02	119.88	0.00	32.65
44	Calling bell		No.	0.01	480.87	480.87	480.87	0.00	0.00
45	25amps single phase ELCB		No.	0.28	144.79	117.98	113.56	22.73	27.50
46	25mm GI pipe line	25mm	1 metre	0.06	303.64	379.09	350.00	-19.90	-13.25
47	GI Pipe 20mm(Earth pit)	20mm	1 metre	0.02	208.00	211.56	195.56	-1.68	6.36
48	40mm dia GI pipe	40mm	1 metre	0.01	282.19	352.03	325.93	-19.84	-13.42
49	15mm GI Pipe	15mm	1 metre	0.01	306.17	350.62	350.62	-12.68	-12.68
50	GI reducers		No.	0.00	214.29	203.57	178.57	5.26	20.00
8.Sanitary & Water Supply									
51	Indian Water Closet		No.	0.07	171.05	171.05	131.58	0.00	30.00
52	S.W.Gully Trap	6"x4"	No.	0.02	311.11	302.22	217.78	2.94	42.86
53	S.W.Bend	4"	No.	0.01	436.62	436.62	408.45	0.00	6.90
54	GI Pipe 20mm dia Hotwater line	20mm	1 metre	0.10	264.86	310.27	227.03	-14.63	16.67
55	Stone ware pipe 100mm	100mm	1 metre	0.19	484.10	484.10	410.26	0.00	18.00
56	PVC 32mm dia	32mm	1 metre	0.17	252.75	252.75	252.75	0.00	0.00
57	PVC 20mm dia	20mm	1 metre	0.02	319.91	330.94	314.40	-3.33	1.75
58	PVC rain water down fall 110mm	110mm	1 metre	0.33	257.14	256.43	256.43	0.28	0.28
59	HDPE Cylindrical		No.	0.58	138.46	138.46	138.46	0.00	0.00
II.Labour cost									
1. Skilled Labour									
60	Mason I & II (Brick Layer I & II Class)		No.	10.42	244.23	244.23	230.66	0.00	5.88
61	Carpenter		No.	1.09	233.58	233.58	233.58	0.00	0.00
62	Painter		No.	1.36	229.51	229.51	229.51	0.00	0.00
63	Fitter I & II		No.	0.68	262.30	262.30	262.30	0.00	0.00
64	Plumber		No.	0.11	262.30	262.30	262.30	0.00	0.00
65	Electrician Gr I & II		No.	0.43	254.67	254.67	254.67	0.00	0.00
2.Unskilled Labour									
66	Mazdoor-men		No.	6.02	311.11	311.11	311.11	0.00	0.00
67	Mazdoor-Women		No.	7.45	232.26	232.26	206.45	0.00	12.50
68	Helper		No.	0.31	410.26	307.69	273.50	33.33	50.00
III.Other expenses									
69	Mixing Charges per mortar		cu.m	0.61	200.00	200.00	200.00	0.00	0.00
70	E.B.Connection charges		No.	0.97	147.70	157.87	140.66	-6.44	5.00
71	Contingencies	2.5%		2.22	214.64	214.49	202.60	0.07	5.95
72	Supervision charges	10%		8.89	214.64	214.49	202.60	0.07	5.95
				100.00					14.64

TABLE - 5
BUILDING CONSTRUCTION COST INDEX

CENTRE : SALEM

QUARTER : JUNE 2022
(BASE YEAR:2011-12=100)

Sl. No	ITEM	Weight	INDEX			% Variation	
			Current Quarter June 2022	Previous Quarter Mar 2022	Corresponding Qtr. of prev. year June 2021	Previous Quarter March 2022	Corresponding Qtr. of prev. year June 2021
I	<u>MATERIAL COST</u>						
1	BRICKS & TILES	18.98	197.91	196.43	174.45	0.75	13.45
2	SAND, STONE & OTHER QUARRY PRODUCTS	11.41	296.81	297.35	296.40	-0.18	0.14
3	CEMENT & LIME	14.48	146.64	149.93	146.33	-2.20	0.21
4	TIMBER & OTHER WOODS	2.70	147.95	144.94	130.60	2.08	13.29
5	IRON & STEEL	6.57	156.39	159.59	139.90	-2.00	11.79
6	ANCILLIARY MATERIALS	2.47	135.62	125.14	123.58	8.38	9.75
7	ELECTRICAL FITTINGS	1.34	203.74	196.01	183.73	3.94	10.89
8	SANITARY WARE & WATER SUPPL	1.48	238.80	241.69	223.39	-1.20	6.90
II	<u>LABOUR COST</u>						
1	SKILLED LABOUR	14.09	243.32	243.32	233.29	0.00	4.30
2	UNSKILLED LABOUR	13.79	270.76	268.43	253.70	0.87	6.72
III	<u>OTHER EXPENSES</u>						
1	MIXING CHARGES	0.61	200.00	200.00	200.00	0.00	0.00
2	E.B.SERVICE CONNECTION CHAR	0.97	157.87	157.87	140.66	0.00	12.24
3	CONTINGENCIES	2.22	214.77	214.49	202.60	0.13	6.01
4	SUPERVISION CHARGES	8.89	214.77	214.49	202.60	0.13	6.01
I	<i>MATERIAL COST</i>	59.43	196.10	196.21	184.50	-0.06	6.28
II	<i>LABOUR COST</i>	27.88	256.89	255.74	243.39	0.45	5.55
III	<i>OTHER EXPENSES</i>	12.69	209.70	209.45	197.72	0.12	6.06
	BUILDING CONSTRUCTION COST INDEX	100	214.77	214.49	202.60	0.13	6.01

TABLE - 6A
BUILDING CONSTRUCTION COST INDEX

Item-wise Cost relative

Quarter : June 2022
(Base year:2011-12=100)

Centre : Dharmapuri

Sl. No.	Item	Specification	Unit	Weight	COST RELATIVE			% Variation	
					Current Quarter June 2022	Previous Quarter March 2022	Corresponding Qtr. of prev. year June 2021	Previous Quarter March 2022	Corresponding Qtr. of prev. year June 2021
I. Material cost									
1.Bricks and Tiles Products									
1	Bricks	9"x4.5"x2.25"	1000 Nos.	15.86	197.26	189.67	164.38	4.00	20.00
2	Brick Jelly	20mm	cu.m	0.54	238.99	238.99	238.99	0.00	0.00
3	Pressed Tiles	9"x9"	1000 Nos.	1.82	168.17	168.17	168.17	0.00	0.00
4	Glazes tiles	9"x9"	1 No.	0.51	175.00	175.00	175.00	0.00	0.00
5	Ceramic tiles	9"x9"	1 No.	0.60	441.72	441.72	441.72	0.00	0.00
2.Sand stone and other Quarry Products									
6	Sand for mortar	River	cu.m	3.83	665.41	665.41	665.41	0.00	0.00
7	Stone Jelly (HBSJ)	40mm	cu.m	2.84	200.00	200.00	223.50	0.00	-10.52
8	Stone Jelly (HBSJ)	20mm	cu.m	0.42	139.27	139.27	148.47	0.00	-6.19
9	Stone Jelly Chips (HBSJ)	10mm	cu.m	2.00	149.72	149.72	149.72	0.00	0.00
10	Rough stone		cu.m	0.57	295.14	295.14	295.14	0.00	0.00
11	Bond stone		cu.m	1.59	187.50	187.50	187.50	0.00	0.00
3.Cement and Lime									
12	Cement		M.T	15.11	146.26	151.54	153.30	-3.49	-4.60
13	Lime stone		cu.m	0.19	139.29	139.29	139.29	0.00	0.00
4.Timber and other wood									
14	TW Frame		sq.m	1.99	151.52	151.52	151.52	0.00	0.00
15	TW Panel door shutter		sq.m	1.03	152.38	152.38	152.38	0.00	0.00
16	Solid PVC door shutter		sq.m	0.57	114.79	123.62	123.62	-7.14	-7.14
5.Iron and Steel									
17	Mild Steel Rods	10mm	MT	1.54	210.93	210.93	126.05	0.00	67.35
18	Ribbed Tar Steel (RTS)	8mm	MT	2.64	199.28	199.28	120.05	0.00	66.00
19	Binding Wire		Kg	0.58	179.37	179.37	161.43	0.00	11.11
20	Door catch		No.	0.03	312.50	312.50	325.00	0.00	-3.85
21	Hold fast		No.	0.08	281.25	281.25	265.63	0.00	5.88
22	Tower bolt receiver		No.	0.06	128.34	128.34	117.65	0.00	9.09
23	Steel window ventilator		Kq	1.60	226.09	191.30	173.91	18.18	30.00
6.Ancillary Materials									
24	Ready mix Prime paint		Ltr	0.14	147.62	147.62	138.10	0.00	6.90
25	Ready mix Synthetic Enamel paint		Ltr	0.07	158.33	158.33	150.00	0.00	5.56
26	Cement paint		Kq	2.48	130.43	130.43	119.57	0.00	9.09
27	Matt paint		Ltr	0.13	217.69	217.69	132.65	0.00	64.10
7.Electrical Fittings									
28	1.5sqmm copper cable		100 meter	0.59	189.57	189.57	161.14	0.00	17.65
29	PVC Pipe	20mm	1metre	0.19	720.00	720.00	700.00	0.00	2.86
30	PVC bend		No.	0.05	380.95	380.95	253.97	0.00	50.00
31	PVC tee		No.	0.03	326.53	326.53	326.53	0.00	0.00
32	5amps 5 pin at switch board itself		No.	0.01	115.38	115.38	115.38	0.00	0.00
33	5amps 5 pin non interlocking switch		No.	0.01	350.00	350.00	325.00	0.00	7.69
34	Ceiling Rose		No.	0.03	187.50	187.50	150.00	0.00	25.00
35	Bakelite pattern Holder		No.	0.03	191.78	164.38	164.38	16.67	16.67
36	Bulk Head Fittings		No.	0.02	210.53	210.53	147.37	0.00	42.86
37	8 SWG GI wire		kq	0.04	253.81	253.81	149.75	0.00	69.49
38	32 amps 500V fuse unit		No.	0.01	266.67	266.67	266.67	0.00	0.00
39	Junction box		No.	0.05	120.00	106.67	106.67	12.50	12.50
40	Jointbox		No.	0.02	333.33	333.33	144.44	0.00	130.77
41	Hylem sheet		No.	0.02	146.17	146.17	146.17	0.00	0.00
42	Flush type switch		No.	0.06	200.00	200.00	200.00	0.00	0.00
43	11wCFL bulb	11w	No.	0.01	216.67	216.67	200.00	0.00	8.33
44	Calling bell		No.	0.01	333.33	291.67	291.67	14.29	14.29
45	25amps single phase ELCB		No.	0.31	110.41	110.41	110.41	0.00	0.00
46	25mm GI pipe line	25mm	1 metre	0.07	160.87	160.87	160.87	0.00	0.00
47	GI Pipe 20mm(Earth pit)	20mm	1 metre	0.01	333.33	333.33	305.56	0.00	9.09
48	40mm dia GI pipe	40mm	1 metre	0.01	192.74	192.74	192.52	0.00	0.12
49	15mm GI Pipe	15mm	1 metre	0.01	198.41	190.48	190.48	4.17	4.17
50	GI reducers		No.	0.00	243.24	243.24	218.38	0.00	11.39
8.Sanitary & Water Supply									
51	Indian Water Closet		No.	0.08	200.00	200.00	200.00	0.00	0.00
52	S.W.Gully Trap	6"x4"	No.	0.01	213.33	213.33	213.33	0.00	0.00
53	S.W.Bend	4"	No.	0.02	129.41	129.41	129.41	0.00	0.00
54	GI Pipe 20mm dia Hotwater line	20mm	1 metre	0.12	240.00	240.00	220.00	0.00	9.09
55	Stone ware pipe 100mm	100mm	1 metre	0.30	138.18	138.18	138.18	0.00	0.00
56	PVC 32mm dia	32mm	1 metre	0.19	212.77	212.77	223.40	0.00	-4.76
57	PVC 20mm dia	20mm	1 metre	0.03	238.10	238.10	136.90	0.00	73.91
58	PVC rain water down fall 110mm	110mm	1 metre	0.39	197.28	197.28	197.28	0.00	0.00
59	HDPE Cylindrical		No.	0.64	298.46	298.46	264.62	0.00	12.79
II. Labour cost									
1. Skilled Labour									
60	Mason I & II (Brick Layer I & II Class)		No.	9.86	224.00	224.00	224.00	0.00	0.00
61	Carpenter		No.	1.01	228.07	228.07	228.07	0.00	0.00
62	Painter		No.	1.17	255.32	255.32	255.32	0.00	0.00
63	Fitter I & II		No.	0.58	237.84	237.84	237.84	0.00	0.00
64	Plumber		No.	0.10	195.12	195.12	195.12	0.00	0.00
65	Electrician Gr I & II		No.	0.47	175.44	175.44	175.44	0.00	0.00
2.Unskilled Labour									
66	Mazdoor-men		No.	6.95	215.05	215.05	215.05	0.00	0.00
67	Mazdoor-Women		No.	4.99	301.08	301.08	301.08	0.00	0.00
68	Helper		No.	0.36	264.90	264.90	264.90	0.00	0.00
III.Other expenses									
69	Mixing Charges per mortar		cu.m	0.64	200.00	200.00	200.00	0.00	0.00
70	E.B.Connection charges		No.	0.58	223.23	223.23	223.23	0.00	0.00
71	Contingencies	2.5%		2.22	219.22	218.17	209.32	0.48	4.73
72	Supervision charges	10%		8.89	219.22	218.17	209.32	0.48	4.73
				100.00					0.58

TABLE - 6
BUILDING CONSTRUCTION COST INDEX

CENTRE : DHARMAPURI

QUARTER : JUNE 2022
(BASE YEAR:2011-12=100)

Sl. No	ITEM	Weight	INDEX			% Variation	
			Current Quarter June 2022	Previous Quarter Mar 2022	Corresponding Qtr. of prev. year June 2021	Previous Quarter March 2022	Corresponding Qtr. of prev. year June 2021
I	<u>MATERIAL COST</u>						
1	BRICKS & TILES	19.33	202.70	196.48	175.73	3.17	15.35
2	SAND, STONE & OTHER QUARRY PRODUCTS	11.25	350.17	350.17	356.45	0.00	-1.76
3	CEMENT & LIME	15.30	144.43	151.39	153.13	-4.60	-5.68
4	TIMBER & OTHER WOODS	3.59	145.89	147.30	147.30	-0.96	-0.96
5	IRON & STEEL	6.52	207.72	199.21	141.00	4.27	47.32
6	ANCILLIARY MATERIALS	2.82	136.01	136.01	121.87	0.00	11.60
7	ELECTRICAL FITTINGS	1.58	248.98	247.70	223.97	0.52	11.17
8	SANITARY WARE & WATER SUPPL	1.78	228.95	228.95	214.63	0.00	6.67
II	<u>LABOUR COST</u>						
1	SKILLED LABOUR	13.19	225.75	225.75	225.75	0.00	0.00
2	UNSKILLED LABOUR	12.30	251.42	251.42	251.42	0.00	0.00
III	<u>OTHER EXPENSES</u>						
1	MIXING CHARGES	0.64	200.00	200.00	200.00	0.00	0.00
2	E.B.SERVICE CONNECTION CHAR	0.58	223.23	223.23	223.23	0.00	0.00
3	CONTINGENCIES	2.22	218.92	218.17	209.32	0.34	4.58
4	SUPERVISION CHARGES	8.89	218.92	218.17	209.32	0.34	4.58
I	<i>MATERIAL COST</i>	62.18	211.19	210.13	197.48	0.51	6.94
II	<i>LABOUR COST</i>	25.49	238.13	238.13	238.13	0.00	0.00
III	<i>OTHER EXPENSES</i>	12.33	218.14	217.47	209.50	0.31	4.13
	BUILDING CONSTRUCTION COST INDEX	100	218.92	218.17	209.32	0.34	4.58

TABLE - 7A
BUILDING CONSTRUCTION COST INDEX

Item-wise Cost relative

Quarter : June 2022
(Base year:2011-12=100)

Centre : Coimbatore

Sl. No.	Item	Specification	Unit	Weight	COST RELATIVE			% Variation	
					Current Quarter June 2022	Previous Quarter March 2022	Corresponding Qtr. of prev. year June 2021	Previous Quarter March 2022	Corresponding Qtr. of prev. year June 2021
I. Material cost									
1.Bricks and Tiles Products									
1	Bricks	9"x4.5"x2	1000 Nos.	16.30	181.82	181.82	163.64	0.00	11.11
2	Brick Jelly	20mm	cu.m	0.57	145.83	137.50	125.00	6.06	16.66
3	Pressed Tiles	9"x9"	1000 Nos.	1.37	176.47	176.47	176.47	0.00	0.00
4	Glazes tiles	9"x9"	1 No.	0.38	187.50	187.50	187.50	0.00	0.00
5	Ceramic tiles	9"x9"	1 No.	0.87	312.50	312.50	312.50	0.00	0.00
2.Sand stone and other Quarry Products									
6	Sand for mortar	River	cu.m	4.64	405.62	405.62	324.34	0.00	25.06
7	Stone Jelly (HBSJ)	40mm	cu.m	3.60	167.44	176.74	174.42	-5.26	-4.00
8	Stone Jelly (HBSJ)	20mm	cu.m	0.32	159.96	168.89	166.67	-5.29	-4.03
9	Stone Jelly Chips (HBSJ)	10mm	cu.m	1.63	162.67	171.75	169.49	-5.29	-4.03
10	Rough stone		cu.m	0.42	171.53	171.53	171.53	0.00	0.00
11	Bond stone		cu.m	0.55	150.27	150.27	150.27	0.00	0.00
3.Cement and Lime									
12	Cement		M.T	12.26	147.67	147.67	147.67	0.00	0.00
13	Lime stone		cu.m	0.15	213.53	213.55	111.11	-0.01	92.18
4.Timber and other wood									
14	TW Frame		sq.m	1.29	250.00	250.00	250.00	0.00	0.00
15	TW Panel door shutter		sq.m	0.86	263.16	268.76	250.84	-2.08	4.91
16	Solid PVC door shutter		sq.m	0.45	150.00	158.33	145.83	-5.26	2.86
5.Iron and Steel									
17	Mild Steel Rods	10mm	MT	1.35	160.87	176.09	140.22	-8.64	14.73
18	Ribbed Tar Steel (RTS)	8mm	MT	2.20	159.57	173.40	139.36	-7.98	14.50
19	Binding Wire		Kg	0.46	147.90	151.26	127.73	-2.22	15.79
20	Door catch		No.	0.02	287.50	287.50	225.00	0.00	27.78
21	Hold fast		No.	0.06	343.75	375.00	281.25	-8.33	22.22
22	Tower bolt receiver		No.	0.04	431.37	431.37	215.69	0.00	100.00
23	Steel window ventilator		Kq	1.18	217.39	217.39	208.70	0.00	4.17
6.Ancillary Materials									
24	Ready mix Prime paint		Ltr	0.10	178.05	170.73	120.00	4.29	48.37
25	Ready mix Synthetic Enamel paint		Ltr	0.05	162.10	153.23	157.26	5.79	3.08
26	Cement paint		Kg	1.83	304.35	239.13	195.65	27.27	55.56
27	Matt paint		Ltr	0.15	154.35	138.26	126.09	11.64	22.41
7.Electrical Fittings									
28	1.5sqmm copper cable		100 meter	0.44	199.05	199.05	199.05	0.00	0.00
29	PVC Pipe	20mm	1metre	0.13	432.43	432.43	432.43	0.00	0.00
30	PVC bend		No.	0.04	216.67	216.67	216.67	0.00	0.00
31	PVC tee		No.	0.03	177.78	155.56	150.00	14.29	18.52
32	5amps 5 pin at switch board itself		No.	0.00	115.38	115.38	115.38	0.00	0.00
33	5amps 5 pin non interlocking switch		No.	0.01	150.00	150.00	150.00	0.00	0.00
34	Ceiling Rose		No.	0.02	173.59	173.59	148.79	0.00	16.67
35	Bakelite pattern Holder		No.	0.02	166.67	166.67	166.67	0.00	0.00
36	Bulk Head Fittings		No.	0.01	222.22	222.22	222.22	0.00	0.00
37	8 SWG GI wire		kg	0.04	144.68	143.24	135.14	1.01	7.07
38	32 amps 500V fuse unit		No.	0.01	225.00	225.00	183.33	0.00	22.73
39	Junction box		No.	0.04	433.33	433.33	433.33	0.00	0.00
40	Jointbox		No.	0.01	190.00	180.00	160.00	5.56	18.75
41	Hylem sheet		No.	0.02	135.25	135.25	135.25	0.00	0.00
42	Flush type switch		No.	0.03	150.00	150.00	150.00	0.00	0.00
43	11wCFL bulb	11w	No.	0.01	166.67	166.67	166.67	0.00	0.00
44	Calling bell		No.	0.01	250.00	250.00	241.67	0.00	3.45
45	25amps single phase ELCB		No.	0.23	113.56	113.56	113.56	0.00	0.00
46	25mm GI pipe line	25mm	1 metre	0.05	193.10	193.25	150.86	-0.08	28.00
47	GI Pipe 20mm(Earth pit)	20mm	1 metre	0.01	238.64	181.82	181.82	31.25	31.25
48	40mm dia GI pipe	40mm	1 metre	0.01	242.04	242.61	170.45	-0.23	42.00
49	15mm GI Pipe	15mm	1 metre	0.01	194.95	195.69	177.23	-0.38	10.00
50	GI reducers		No.	0.00	228.57	228.57	257.14	0.00	-11.11
8.Sanitary & Water Supply									
51	Indian Water Closet		No.	0.06	147.50	157.50	150.00	-6.35	-1.67
52	S.W. Gully Trap	6"x4"	No.	0.02	228.00	220.00	208.00	3.64	9.62
53	S.W. Bend	4"	No.	0.01	176.06	154.93	154.93	13.64	13.64
54	GI Pipe 20mm dia Hotwater line	20mm	1 metre	0.09	157.14	157.14	152.38	0.00	3.13
55	Stone ware pipe 100mm	100mm	1 metre	0.23	209.06	209.06	209.06	0.00	0.00
56	PVC 32mm dia	32mm	1 metre	0.14	172.63	171.94	149.12	0.40	15.77
57	PVC 20mm dia	20mm	1 metre	0.02	187.08	152.95	146.49	22.32	27.71
58	PVC rain water down fall 110mm	110mm	1 metre	0.18	229.75	210.33	201.35	9.23	14.11
59	HDPE Cylindrical		No.	0.48	276.92	261.54	246.15	5.88	12.50
II.Labour cost									
1. Skilled Labour									
60	Mason I & II (Brick Layer I & II Class)		No.	10.78	216.22	216.22	205.41	0.00	5.26
61	Carpenter		No.	1.18	177.78	177.78	177.78	0.00	0.00
62	Painter		No.	1.47	200.00	200.00	200.00	0.00	0.00
63	Fitter I & II		No.	0.74	187.50	187.50	187.50	0.00	0.00
64	Plumber		No.	0.13	177.78	177.78	177.78	0.00	0.00
65	Electrician Gr I & II		No.	0.41	222.22	222.22	207.41	0.00	7.14
2.Unskilled Labour									
66	Mazdoor-men		No.	9.27	166.67	166.67	166.67	0.00	0.00
67	Mazdoor-Women		No.	7.93	200.00	200.00	200.00	0.00	0.00
68	Helper		No.	0.35	300.00	300.00	300.00	0.00	0.00
III.Other expenses									
69	Mixing Charges per mortar		cu.m	0.53	500.00	500.00	500.00	0.00	0.00
70	E.B.Connection charges		No.	0.55	185.97	185.97	130.90	0.00	42.07
71	Contingencies	2.5%		2.22	200.40	200.10	187.18	0.15	7.06
72	Supervision charges	10%		8.89	200.40	200.10	187.18	0.15	7.06
				100.00					8.63

TABLE - 7
BUILDING CONSTRUCTION COST INDEX

CENTRE : COIMBATORE

QUARTER : JUNE 2022
(BASE YEAR:2011-12=100)

Sl. No	ITEM	Weight	INDEX			% Variation	
			Current Quarter June 2022	Previous Quarter Mar 2022	Corresponding Qtr. of prev. year June 2021	Previous Quarter March 2022	Corresponding Qtr. of prev. year June 2021
I	<u>MATERIAL COST</u>						
1	BRICKS & TILES	19.49	186.34	186.09	170.53	0.13	9.27
2	SAND, STONE & OTHER QUARRY PRODUCTS	11.17	264.72	269.30	234.42	-1.70	12.93
3	CEMENT & LIME	12.41	148.49	148.49	147.22	0.00	0.86
4	TIMBER & OTHER WOODS	2.61	237.09	240.38	232.28	-1.37	2.07
5	IRON & STEEL	5.31	176.54	186.76	156.49	-5.47	12.81
6	ANCILLIARY MATERIALS	2.14	284.16	226.60	186.14	25.40	52.65
7	ELECTRICAL FITTINGS	1.17	209.82	208.53	204.61	0.62	2.55
8	SANITARY WARE & WATER SUPPLY	1.23	226.85	217.46	206.53	4.32	9.84
II	<u>LABOUR COST</u>						
1	SKILLED LABOUR	14.72	209.89	209.89	201.56	0.00	4.14
2	UNSKILLED LABOUR	17.56	184.41	184.41	184.41	0.00	0.00
III	<u>OTHER EXPENSES</u>						
1	MIXING CHARGES	0.53	500.00	500.00	500.00	0.00	0.00
2	E.B.SERVICE CONNECTION CHARGES	0.55	185.97	185.97	130.90	0.00	42.07
3	CONTINGENCIES	2.22	200.40	200.10	187.18	0.15	7.06
4	SUPERVISION CHARGES	8.89	200.40	200.10	187.18	0.15	7.06
I	<i>MATERIAL COST</i>	55.54	200.25	199.77	181.84	0.24	10.12
II	<i>LABOUR COST</i>	32.27	196.03	196.03	192.23	0.00	1.98
III	<i>OTHER EXPENSES</i>	12.19	212.68	212.41	198.14	0.13	7.34
	BUILDING CONSTRUCTION COST INDEX	100	200.40	200.10	187.18	0.15	7.06

TABLE - 8A
BUILDING CONSTRUCTION COST INDEX

Item-wise Cost relative

Quarter : June 2022
(Base year:2011-12=100)

Centre : Erode

Sl. No.	Item	Specification	Unit	Weight	COST RELATIVE			% Variation	
					Current Quarter June 2022	Previous Quarter March 2022	Corresponding Qtr. of prev. year June 2021	Previous Quarter March 2022	Corresponding Qtr. of prev. year June 2021
I. Material cost									
1.Bricks and Tiles Products									
1	Bricks	9"x4.5"x2.25"	1000 Nos.	17.89	195.56	195.56	162.96	0.00	20.00
2	Brick Jelly	20mm	cu.m	1.03	117.53	118.75	117.50	-1.03	0.03
3	Pressed Tiles	9"x9"	1000 Nos.	2.08	400.00	400.00	250.00	0.00	60.00
4	Glazes tiles	9"x9"	1 No.	0.40	263.83	255.32	212.77	3.33	24.00
5	Ceramic tiles	9"x9"	1 No.	0.95	344.62	307.69	246.15	12.00	40.00
2.Sand stone and other Quarry Products									
6	Sand for mortar	River	cu.m	3.35	481.35	481.35	481.35	0.00	0.00
7	Stone Jelly (HBSJ)	40mm	cu.m	2.94	155.71	152.72	134.40	1.95	15.86
8	Stone Jelly (HBSJ)	20mm	cu.m	0.33	111.30	111.36	129.92	-0.05	-14.33
9	Stone Jelly Chips (HBSJ)	10mm	cu.m	1.83	105.93	105.95	112.43	-0.01	-5.78
10	Rough stone		cu.m	0.45	281.99	281.99	269.79	0.00	4.52
11	Bond stone		cu.m	0.59	230.08	230.08	225.27	0.00	2.14
3.Cement and Lime									
12	Cement		M.T	13.07	148.63	155.09	151.86	-4.17	-2.13
13	Lime stone		cu.m	0.28	191.80	191.80	162.50	0.00	18.03
4.Timber and other wood									
14	TW Frame		sq.m	2.81	140.43	140.43	134.04	0.00	4.77
15	TW Panel door shutter		sq.m	0.73	276.69	276.69	184.46	0.00	50.00
16	Solid PVC door shutter		sq.m	0.40	182.32	182.32	135.27	0.00	34.79
5.Iron and Steel									
17	Mild Steel Rods	10mm	MT	1.46	159.14	159.14	131.18	0.00	21.31
18	Ribbed Tar Steel (RTS)	8mm	MT	2.43	169.95	169.95	137.82	0.00	23.31
19	Binding Wire		Kq	0.50	157.68	152.70	146.06	3.26	7.95
20	Door catch		No.	0.03	225.00	225.00	175.00	0.00	28.57
21	Hold fast		No.	0.06	281.25	281.25	234.38	0.00	20.00
22	Tower bolt receiver		No.	0.05	163.64	154.55	136.36	5.88	20.00
23	Steel window ventilator		Kq	1.47	179.10	179.10	164.18	0.00	9.09
6.Ancillary Materials									
24	Ready mix Prime paint		Ltr	0.10	151.63	146.41	151.63	3.57	0.00
25	Ready mix Synthetic Enamel paint		Ltr	0.05	163.64	163.64	163.64	0.00	0.00
26	Cement paint		Kq	1.96	260.87	260.87	244.57	0.00	6.67
27	Matt paint		Ltr	0.11	150.00	143.75	125.00	4.35	20.00
7.Electrical Fittings									
28	1.5sqmm copper cable		100 meter	0.53	146.67	146.67	146.67	0.00	0.00
29	PVC Pipe	20mm	1metre	0.11	761.77	720.22	277.01	5.77	175.00
30	PVC bend		No.	0.09	360.00	346.67	320.00	3.85	12.50
31	PVC tee		No.	0.04	250.00	233.33	208.33	7.14	20.00
32	5amps 5 pin at switch board itself		No.	0.00	400.00	369.23	115.38	8.33	246.67
33	5amps 5 pin non interlocking switch		No.	0.00	480.00	450.00	450.00	6.67	6.67
34	Ceiling Rose		No.	0.02	208.33	200.00	250.00	4.17	-16.67
35	Bakelite pattern Holder		No.	0.02	176.92	176.92	207.69	0.00	-14.81
36	Bulk Head Fittings		No.	0.01	250.00	250.00	266.67	0.00	-6.25
37	8 SWG GI wire		kq	0.04	240.00	229.92	202.40	4.38	18.58
38	32 amps 500V fuse unit		No.	0.01	222.86	205.71	171.43	8.33	30.00
39	Junction box		No.	0.04	733.33	733.33	733.33	0.00	0.00
40	Jointbox		No.	0.02	173.33	173.33	173.33	0.00	0.00
41	Hvlem sheet		No.	0.02	135.41	135.08	131.15	0.24	3.25
42	Flush type switch		No.	0.04	157.14	164.29	192.86	-4.35	-18.52
43	11wCFL bulb	11w	No.	0.01	133.33	141.67	133.33	-5.88	0.00
44	Calling bell		No.	0.01	266.67	284.85	266.67	-6.38	0.00
45	25amps single phase ELCB		No.	0.25	123.66	123.66	112.93	0.00	9.50
46	25mm GI pipe line	25mm	1 metre	0.05	344.83	344.83	323.28	0.00	6.67
47	GI Pipe 20mm(Earth pit)	20mm	1 metre	0.01	236.11	236.11	236.11	0.00	0.00
48	40mm dia GI pipe	40mm	1 metre	0.01	235.85	235.85	228.77	0.00	3.09
49	15mm GI Pipe	15mm	1 metre	0.01	362.90	395.16	362.90	-8.16	0.00
50	GI reducers		No.	0.00	226.67	213.33	153.33	6.25	47.83
8.Sanitary & Water Supply									
51	Indian Water Closet		No.	0.05	266.67	266.67	166.67	0.00	60.00
52	S.W.Gully Trap	6"x4"	No.	0.01	373.33	400.00	266.67	-6.67	40.00
53	S.W.Bend	4"	No.	0.01	472.73	490.91	490.91	-3.70	-3.70
54	GI Pipe 20mm dia Hotwater line	20mm	1 metre	0.07	444.50	444.50	291.68	0.00	52.39
55	Stone ware pipe 100mm	100mm	1 metre	0.14	687.50	675.00	675.00	1.85	1.85
56	PVC 32mm dia	32mm	1 metre	0.13	268.29	268.29	219.51	0.00	22.22
57	PVC 20mm dia	20mm	1 metre	0.02	302.22	288.89	244.44	4.62	23.64
58	PVC rain water down fall 110mm	110mm	1 metre	0.26	288.00	280.00	280.00	2.86	2.86
59	HDPE Cylindrical		No.	0.51	160.00	156.92	138.46	1.96	15.56
II.Labour cost									
1. Skilled Labour									
60	Mason I & II (Brick Layer I & II Class)		No.	10.01	200.00	200.00	200.00	0.00	0.00
61	Carpenter		No.	0.99	214.29	214.29	214.29	0.00	0.00
62	Painter		No.	1.18	233.33	233.33	233.33	0.00	0.00
63	Fitter I & II		No.	0.59	233.33	233.33	233.33	0.00	0.00
64	Plumber		No.	0.09	233.33	233.33	216.67	0.00	7.69
65	Electrician Gr I & II		No.	0.39	233.33	233.33	216.67	0.00	7.69
2.Unskilled Labour									
66	Mazdoor-men		No.	6.52	254.55	254.55	254.55	0.00	0.00
67	Mazdoor-Women		No.	6.81	200.00	200.00	200.00	0.00	0.00
68	Helper		No.	0.38	250.00	250.00	250.00	0.00	0.00
III.Other expenses									
69	Mixing Charges per mortar		cu.m	1.41	320.00	320.00	200.00	0.00	60.00
70	E.B.Connection charges		No.	0.60	229.47	229.47	183.98	0.00	24.72
71	Contingencies	2.5%		2.22	211.60	211.86	193.33	-0.12	9.45
72	Supervision charges	10%		8.89	211.60	211.86	193.33	-0.12	9.45
				100.00					2.94

TABLE - 8
BUILDING CONSTRUCTION COST INDEX

CENTRE : ERODE

QUARTER : JUNE 2022
(BASE YEAR:2011-12=100)

Sl. No	ITEM	Weight	INDEX			% Variation	
			Current Quarter June 2022	Previous Quarter Mar 2022	Corresponding Qtr. of prev. year June 2021	Previous Quarter March 2022	Corresponding Qtr. of prev. year June 2021
I	<u>MATERIAL COST</u>						
1	BRICKS & TILES	22.34	218.53	216.86	173.39	0.77	26.03
2	SAND, STONE & OTHER QUARRY PRODUCTS	9.51	270.09	269.17	264.51	0.34	2.11
3	CEMENT & LIME	13.35	149.55	155.87	152.08	-4.06	-1.67
4	TIMBER & OTHER WOODS	3.93	169.83	169.83	143.48	0.00	18.36
5	IRON & STEEL	6.00	169.84	169.35	144.48	0.29	17.55
6	ANCILLIARY MATERIALS	2.23	248.01	247.45	232.40	0.23	6.72
7	ELECTRICAL FITTINGS	1.36	244.49	239.85	199.04	1.93	22.83
8	SANITARY WARE & WATER SUPPL	1.20	287.97	283.66	255.05	1.52	12.91
II	<u>LABOUR COST</u>						
1	SKILLED LABOUR	13.26	206.75	206.75	206.14	0.00	0.30
2	UNSKILLED LABOUR	13.70	227.33	227.33	227.33	0.00	0.00
III	<u>OTHER EXPENSES</u>						
1	MIXING CHARGES	1.41	320.00	320.00	200.00	0.00	60.00
2	E.B.SERVICE CONNECTION CHAR	0.60	229.47	229.47	183.98	0.00	24.72
3	CONTINGENCIES	2.22	211.60	211.86	193.33	-0.12	9.45
4	SUPERVISION CHARGES	8.89	211.60	211.86	193.33	-0.12	9.45
I	<i>MATERIAL COST</i>	59.92	206.34	206.73	182.66	-0.19	12.96
II	<i>LABOUR COST</i>	26.96	217.21	217.21	216.91	0.00	0.14
III	<i>OTHER EXPENSES</i>	13.12	224.07	224.29	193.62	-0.10	15.72
	BUILDING CONSTRUCTION COST INDEX	100	211.60	211.86	193.33	-0.12	9.45

TABLE - 10A
BUILDING CONSTRUCTION COST INDEX

Item-wise Cost relative

Quarter : June 2022

(Base year:2011-12=100)

Centre : Tiruchirappalli

Sl. No.	Item	Specification	Unit	Weight	COST RELATIVE			% Variation	
					Current Quarter June 2022	Previous Quarter March 2022	Corresponding Qtr. of prev. year June 2021	Previous Quarter March 2022	Corresponding Qtr. of prev. year June 2021
I. Material cost									
1.Bricks and Tiles Products									
1	Bricks	9"x4.5"x2.25"	1000 Nos.	14.01	218.39	206.90	183.91	5.56	18.75
2	Brick Jelly	20mm	cu.m	0.55	211.72	188.02	184.42	12.61	14.80
3	Pressed Tiles	9"x9"	1000 Nos.	1.80	146.34	136.59	126.83	7.14	15.38
4	Glazes tiles	9"x9"	1 No.	0.14	380.95	380.95	380.95	0.00	0.00
5	Ceramic tiles	9"x9"	1 No.	0.59	330.00	320.00	320.00	3.13	3.13
2.Sand stone and other Quarry Products									
6	Sand for mortar	River	cu.m	4.77	714.15	856.99	856.99	-16.67	-16.67
7	Stone Jelly (HBSJ)	40mm	cu.m	2.98	152.77	140.48	140.48	8.74	8.74
8	Stone Jelly (HBSJ)	20mm	cu.m	0.34	129.83	125.23	125.36	3.67	3.56
9	Stone Jelly Chips (HBSJ)	10mm	cu.m	1.36	126.50	120.67	120.67	4.83	4.83
10	Rough stone		cu.m	0.46	306.60	286.11	252.43	7.16	21.46
11	Bond stone		cu.m	0.00	0.00	0.00	0.00	0.00	0.00
3.Cement and Lime									
12	Cement		M.T	13.15	146.34	146.34	152.85	0.00	-4.26
13	Lime stone		cu.m	0.21	108.50	108.50	416.67	0.00	-73.96
4.Timber and other wood									
14	TW Frame		sq.m	1.05	124.39	124.39	124.39	0.00	0.00
15	TW Panel door shutter		sq.m	0.72	154.24	154.24	146.75	0.00	5.10
16	Solid PVC door shutter		sq.m	0.42	165.85	165.85	165.85	0.00	0.00
5.Iron and Steel									
17	Mild Steel Rods	10mm	MT	1.50	155.32	138.30	138.30	12.31	12.31
18	Ribbed Tar Steel (RTS)	8mm	MT	2.44	152.72	135.98	135.98	12.31	12.31
19	Binding Wire		Kg	0.55	135.85	135.85	135.85	0.00	0.00
20	Door catch		No.	0.04	140.50	140.50	130.74	0.00	7.46
21	Hold fast		No.	0.03	206.67	333.33	333.33	-38.00	-38.00
22	Tower bolt receiver		No.	0.03	240.65	240.65	130.08	0.00	85.00
23	Steel window ventilator		Kg	1.28	226.09	226.09	208.70	0.00	8.33
6.Ancillary Materials									
24	Ready mix Prime paint		Ltr	0.11	137.93	137.93	137.93	0.00	0.00
25	Ready mix Synthetic Enamel paint		Ltr	0.06	150.00	150.00	150.00	0.00	0.00
26	Cement paint		Kg	1.99	190.22	190.22	173.91	0.00	9.38
27	Matt paint		Ltr	0.19	113.55	113.55	113.55	0.00	0.00
7.Electrical Fittings									
28	1.5sqmm copper cable		100 meter	0.62	130.23	129.28	129.28	0.73	0.73
29	PVC Pipe	20mm	1metre	0.10	200.00	200.00	200.00	0.00	0.00
30	PVC bend		No.	0.03	266.67	266.67	266.67	0.00	0.00
31	PVC tee		No.	0.02	301.59	301.59	301.59	0.00	0.00
32	5amps 5 pin at switch board itself		No.	0.00	200.00	200.00	153.33	0.00	30.43
33	5amps 5 pin non interlocking switch		No.	0.00	145.45	145.45	145.45	0.00	0.00
34	Ceiling Rose		No.	0.02	166.67	166.67	166.67	0.00	0.00
35	Bakelite pattern Holder		No.	0.02	182.35	182.35	182.35	0.00	0.00
36	Bulk Head Fittings		No.	0.01	291.67	291.67	250.00	0.00	16.67
37	8 SWG GI wire		kg	0.04	236.19	236.19	215.69	0.00	9.50
38	32 amps 500V fuse unit		No.	0.01	232.76	232.76	225.86	0.00	3.05
39	Junction box		No.	0.04	333.33	333.33	333.33	0.00	0.00
40	Jointbox		No.	0.02	333.33	333.33	333.33	0.00	0.00
41	Hylem sheet		No.	0.01	141.30	142.92	141.30	-1.14	0.00
42	Flush type switch		No.	0.05	129.70	129.70	129.70	0.00	0.00
43	11wCFL bulb	11w	No.	0.01	173.33	173.33	173.33	0.00	0.00
44	Calling bell		No.	0.01	201.20	201.20	201.20	0.00	0.00
45	25amps single phase ELCB		No.	0.25	136.91	141.51	141.51	-3.25	-3.25
46	25mm GI pipe line	25mm	1 metre	0.05	230.43	230.43	230.43	0.00	0.00
47	GI Pipe 20mm(Earth pit)	20mm	1 metre	0.01	243.06	243.06	170.83	0.00	42.28
48	40mm dia GI pipe	40mm	1 metre	0.01	212.93	212.93	212.93	0.00	0.00
49	15mm GI Pipe	15mm	1 metre	0.01	217.46	217.46	217.46	0.00	0.00
50	GI reducers		No.	0.01	128.77	136.99	128.77	-6.00	0.00
8.Sanitary & Water Supply									
51	Indian Water Closet		No.	0.14	158.82	158.82	152.00	0.00	4.49
52	S.W.Gully Trap	6"x4"	No.	0.03	205.00	205.00	197.50	0.00	3.80
53	S.W.Bend	4"	No.	0.01	238.10	166.67	166.67	42.86	42.86
54	GI Pipe 20mm dia Hotwater line	20mm	1 metre	0.11	136.36	136.36	131.82	0.00	3.45
55	Stone ware pipe 100mm	100mm	1 metre	0.36	135.24	135.24	134.29	0.00	0.71
56	PVC 32mm dia	32mm	1 metre	0.15	245.74	245.74	219.15	0.00	12.13
57	PVC 20mm dia	20mm	1 metre	0.02	356.76	409.01	281.08	-12.77	26.92
58	PVC rain water down fall 110mm	110mm	1 metre	0.30	172.66	193.65	148.20	-10.84	16.50
59	HDPE Cylindrical		No.	0.52	169.23	138.46	138.46	22.22	22.22
II.Labour cost									
1. Skilled Labour									
60	Mason I & II (Brick Layer I & II Class)		No.	11.72	172.97	172.97	151.35	0.00	14.29
61	Carpenter		No.	1.18	169.70	169.70	169.70	0.00	0.00
62	Painter		No.	1.50	186.67	173.33	160.00	7.69	16.67
63	Fitter I & II		No.	0.80	175.00	162.50	150.00	7.69	16.67
64	Plumber		No.	0.13	175.00	162.50	150.00	7.69	16.67
65	Electrician Gr I & II		No.	0.53	150.00	137.50	125.00	9.09	20.00
2.Unskilled Labour									
66	Mazdoor-men		No.	8.55	182.46	182.46	154.39	0.00	18.18
67	Mazdoor-Women		No.	7.84	197.80	197.80	153.85	0.00	28.57
68	Helper		No.	0.27	289.86	289.86	289.86	0.00	0.00
III.Other expenses									
69	Mixing Charges per mortar		cu.m	2.00	142.86	142.86	128.57	0.00	11.11
70	E.B.Connection charges		No.	0.60	171.41	171.41	169.06	0.00	1.39
71	Contingencies	2.5%		2.22	207.64	210.70	197.19	-1.45	5.30
72	Supervision charges	10%		8.89	207.64	210.70	197.19	-1.45	5.30
				100.00					9.51

TABLE - 10
BUILDING CONSTRUCTION COST INDEX

CENTRE : TIRUCHIRAPPALLI

QUARTER : JUNE 2022
(BASE YEAR:2011-12=100)

Sl. No	ITEM	Weight	INDEX			% Variation	
			Current Quarter June 2022	Previous Quarter Mar 2022	Corresponding Qtr. of prev. year June 2021	Previous Quarter March 2022	Corresponding Qtr. of prev. year June 2021
I	<u>MATERIAL COST</u>						
1	BRICKS & TILES	17.09	215.85	204.29	184.31	5.66	17.11
2	SAND, STONE & OTHER QUARRY PRODUCTS	9.91	425.76	488.93	487.38	-12.92	-12.64
3	CEMENT & LIME	13.36	145.75	145.75	157.00	0.00	-7.17
4	TIMBER & OTHER WOODS	2.19	142.17	142.17	139.70	0.00	1.77
5	IRON & STEEL	5.86	168.45	157.77	153.35	6.77	9.84
6	ANCILLIARY MATERIALS	2.35	180.47	180.47	166.67	0.00	8.28
7	ELECTRICAL FITTINGS	1.37	164.97	165.44	163.66	-0.29	0.80
8	SANITARY WARE & WATER SUPPLY	1.63	169.81	163.83	150.51	3.65	12.83
II	<u>LABOUR COST</u>						
1	SKILLED LABOUR	15.85	173.37	170.97	152.57	1.41	13.63
2	UNSKILLED LABOUR	16.66	191.39	191.39	156.29	0.00	22.46
III	<u>OTHER EXPENSES</u>						
1	MIXING CHARGES	2.00	142.86	142.86	128.57	0.00	11.11
2	E.B.SERVICE CONNECTION CHARGES	0.60	171.41	171.41	169.06	0.00	1.39
3	CONTINGENCIES	2.22	207.64	210.70	197.19	-1.45	5.30
4	SUPERVISION CHARGES	8.89	207.64	210.70	197.19	-1.45	5.30
I	<i>MATERIAL COST</i>	53.78	225.60	231.36	225.88	-2.49	-0.12
II	<i>LABOUR COST</i>	32.51	182.61	181.43	154.48	0.65	18.21
III	<i>OTHER EXPENSES</i>	13.71	196.60	199.07	185.94	-1.24	5.73
	BUILDING CONSTRUCTION COST INDEX	100	207.64	210.70	197.19	-1.45	5.30

TABLE - 9A
BUILDING CONSTRUCTION COST INDEX

Item-wise Cost relative

Quarter : June 2022
(Base year:2011-12=100)

Centre : Thanjavur

Sl. No.	Item	Specification	Unit	Weight	COST RELATIVE			% Variation	
					Current Quarter June 2022	Previous Quarter March 2022	Corresponding Qtr. of prev. year June 2021	Previous Quarter March 2022	Corresponding Qtr. of prev. year June 2021
I. Material cost									
1.Bricks and Tiles Products									
1	Bricks	9"x4.5"x2.25"	1000 Nos.	12.18	200.00	200.00	186.67	0.00	7.14
2	Brick Jelly	20mm	cu.m	0.59	144.40	151.07	139.87	-4.41	3.24
3	Pressed Tiles	9"x9"	1000 Nos.	1.58	167.36	167.36	156.21	0.00	7.14
4	Glazes tiles	9"x9"	1 No.	0.14	426.83	426.83	439.02	0.00	-2.78
5	Ceramic tiles	9"x9"	1 No.	0.61	341.46	341.46	341.46	0.00	0.00
2.Sand stone and other Quarry Products									
6	Sand for mortar	River	cu.m	2.78	375.25	375.25	375.25	0.00	0.00
7	Stone Jelly (HBSJ)	40mm	cu.m	5.42	118.62	118.62	118.62	0.00	0.00
8	Stone Jelly (HBSJ)	20mm	cu.m	0.46	118.62	118.62	111.80	0.00	6.09
9	Stone Jelly Chips (HBSJ)	10mm	cu.m	2.38	118.93	118.93	112.10	0.00	6.09
10	Rough stone		cu.m	0.44	167.27	167.27	167.27	0.00	0.00
11	Bond stone		cu.m	0.61	166.89	166.89	166.89	0.00	0.00
3.Cement and Lime									
12	Cement		M.T	13.15	140.98	142.62	150.82	-1.15	-6.52
13	Lime stone		cu.m	0.28	126.67	126.67	126.67	0.00	0.00
4.Timber and other wood									
14	TW Frame		sq.m	0.83	277.78	277.78	277.78	0.00	0.00
15	TW Panel door shutter		sq.m	0.88	289.16	289.16	198.80	0.00	45.45
16	Solid PVC door shutter		sq.m	0.49	183.33	183.33	154.17	0.00	18.92
5.Iron and Steel									
17	Mild Steel Rods	10mm	MT	1.54	162.50	166.67	145.83	-2.50	11.43
18	Ribbed Tar Steel (RTS)	8mm	MT	2.52	171.34	173.38	144.82	-1.18	18.31
19	Binding Wire		Kq	0.57	155.56	148.15	125.93	5.00	23.53
20	Door catch		No.	0.03	168.94	168.94	149.07	0.00	13.33
21	Hold fast		No.	0.06	238.10	238.10	222.22	0.00	7.14
22	Tower bolt receiver		No.	0.02	222.22	222.22	177.78	0.00	25.00
23	Steel window ventilator		Kq	1.29	208.70	208.70	191.30	0.00	9.09
6.Ancillary Materials									
24	Ready mix Prime paint		Ltr	0.11	139.83	139.83	142.32	0.00	-1.75
25	Ready mix Synthetic Enamel paint		Ltr	0.06	161.16	157.02	152.89	2.63	5.41
26	Cement paint		Kq	1.92	136.36	125.00	125.00	9.09	9.09
27	Matt paint		Ltr	0.10	178.57	142.86	142.86	25.00	25.00
7.Electrical Fittings									
28	1.5sqmm copper cable		100 meter	0.62	127.46	127.46	123.82	0.00	2.94
29	PVC Pipe	20mm	1metre	0.11	486.11	486.11	347.22	0.00	40.00
30	PVC bend		No.	0.02	833.33	666.67	666.67	25.00	25.00
31	PVC tee		No.	0.01	1326.32	1326.32	947.37	0.00	40.00
32	5amps 5 pin at switch board itself		No.	0.00	178.57	178.57	178.57	0.00	0.00
33	5amps 5 pin non interlocking switch		No.	0.00	227.27	227.27	227.27	0.00	0.00
34	Ceiling Rose		No.	0.02	200.00	200.00	133.33	0.00	50.00
35	Bakelite pattern Holder		No.	0.02	212.12	212.12	212.12	0.00	0.00
36	Bulk Head Fittings		No.	0.01	250.00	250.00	250.00	0.00	0.00
37	8 SWG GI wire		kg	0.04	233.05	233.05	211.86	0.00	10.00
38	32 amps 500V fuse unit		No.	0.01	200.00	200.00	188.24	0.00	6.25
39	Junction box		No.	0.02	166.67	166.67	166.67	0.00	0.00
40	Jointbox		No.	0.01	115.56	115.56	111.11	0.00	4.00
41	Hylem sheet		No.	0.01	147.33	147.33	147.33	0.00	0.00
42	Flush type switch		No.	0.05	161.29	161.29	129.03	0.00	25.00
43	11wCFL bulb	11w	No.	0.02	168.07	168.07	126.05	0.00	33.33
44	Calling bell		No.	0.01	365.59	365.59	365.59	0.00	0.00
45	25amps single phase ELCB		No.	0.25	126.18	126.18	138.80	0.00	-9.09
46	25mm GI pipe line	25mm	1 metre	0.05	215.52	215.52	141.91	0.00	51.88
47	GI Pipe 20mm(Earth pit)	20mm	1 metre	0.01	291.67	270.83	194.44	7.69	50.00
48	40mm dia GI pipe	40mm	1 metre	0.01	254.36	254.36	223.00	0.00	14.06
49	15mm GI Pipe	15mm	1 metre	0.01	260.16	260.16	243.90	0.00	6.67
50	GI reducers		No.	0.01	148.65	148.65	148.65	0.00	0.00
8.Sanitary & Water Supply									
51	Indian Water Closet		No.	0.07	162.79	162.79	162.79	0.00	0.00
52	S.W.Gully Trap	6"x4"	No.	0.01	192.00	192.00	133.33	0.00	44.00
53	S.W.Bend	4"	No.	0.01	111.11	111.11	105.56	0.00	5.26
54	GI Pipe 20mm dia Hotwater line	20mm	1 metre	0.08	190.50	190.50	139.70	0.00	36.36
55	Stone ware pipe 100mm	100mm	1 metre	0.30	105.88	105.88	105.88	0.00	0.00
56	PVC 32mm dia	32mm	1 metre	0.15	282.61	250.00	250.00	13.04	13.04
57	PVC 20mm dia	20mm	1 metre	0.02	657.53	657.53	383.56	0.00	71.43
58	PVC rain water down fall 110mm	110mm	1 metre	0.31	224.49	204.08	197.28	10.00	13.79
59	HDPE Cylindrical		No.	0.52	153.85	153.85	147.69	0.00	4.17
II.Labour cost									
1. Skilled Labour									
60	Mason I & II (Brick Layer I & II Class)		No.	12.61	172.15	172.15	172.15	0.00	0.00
61	Carpenter		No.	1.23	183.53	183.53	183.53	0.00	0.00
62	Painter		No.	1.51	200.00	200.00	200.00	0.00	0.00
63	Fitter I & II		No.	0.76	194.67	194.67	192.00	0.00	1.39
64	Plumber		No.	0.12	194.67	194.67	192.00	0.00	1.39
65	Electrician Gr I & II		No.	0.50	200.00	200.00	192.00	0.00	4.17
2.Unskilled Labour									
66	Mazdoor-men		No.	8.32	183.27	183.27	180.36	0.00	1.61
67	Mazdoor-Women		No.	7.82	204.44	204.44	204.44	0.00	0.00
68	Helper		No.	0.24	337.35	321.29	321.29	5.00	5.00
III.Other expenses									
69	Mixing Charges per mortar		cu.m	1.33	260.87	260.87	217.39	0.00	20.00
70	E.B.Connection charges		No.	0.58	125.34	125.34	124.68	0.00	0.53
71	Contingencies	2.5%		2.22	182.29	182.16	176.97	0.07	3.01
72	Supervision charges	10%		8.89	182.29	182.16	176.97	0.07	3.01
				100.00					9.38

TABLE - 9
BUILDING CONSTRUCTION COST INDEX

CENTRE : THANJAVUR

QUARTER : JUNE 2022
(BASE YEAR:2011-12=100)

Sl. No	ITEM	Weight	INDEX			% Variation	
			Current Quarter June 2022	Previous Quarter Mar 2022	Corresponding Qtr. of prev. year June 2021	Previous Quarter March 2022	Corresponding Qtr. of prev. year June 2021
I	<u>MATERIAL COST</u>						
1	BRICKS & TILES	15.10	202.28	202.54	190.30	-0.13	6.30
2	SAND, STONE & OTHER QUARRY PRODUCTS	12.10	181.91	181.91	180.30	0.00	0.89
3	CEMENT & LIME	13.43	140.68	142.29	150.32	-1.13	-6.41
4	TIMBER & OTHER WOODS	2.21	261.21	261.21	218.69	0.00	19.44
5	IRON & STEEL	6.03	176.44	177.66	154.18	-0.69	14.44
6	ANCILLIARY MATERIALS	2.19	139.11	127.40	127.42	9.19	9.17
7	ELECTRICAL FITTINGS	1.34	189.53	186.96	167.46	1.37	13.18
8	SANITARY WARE & WATER SUPPLY	1.47	180.76	173.05	162.99	4.46	10.90
II	<u>LABOUR COST</u>						
1	SKILLED LABOUR	16.73	177.51	177.51	177.13	0.00	0.21
2	UNSKILLED LABOUR	16.38	195.65	195.42	193.94	0.12	0.88
III	<u>OTHER EXPENSES</u>						
1	MIXING CHARGES	1.33	260.87	260.87	217.39	0.00	20.00
2	E.B.SERVICE CONNECTION CHARGES	0.58	125.34	125.34	124.68	0.00	0.53
3	CONTINGENCIES	2.22	182.29	182.16	176.97	0.07	3.01
4	SUPERVISION CHARGES	8.89	182.29	182.16	176.97	0.07	3.01
I	<i>MATERIAL COST</i>	53.87	178.40	178.26	171.34	0.08	4.12
II	<i>LABOUR COST</i>	33.11	186.49	186.37	185.45	0.06	0.56
III	<i>OTHER EXPENSES</i>	13.02	187.75	187.64	178.75	0.06	5.03
	BUILDING CONSTRUCTION COST INDEX	100	182.29	182.16	176.97	0.07	3.01

TABLE - 11A
BUILDING CONSTRUCTION COST INDEX

Item-wise Cost relative

Quarter : June 2022

(Base year:2011-12=100)

Centre : Pudukkottai

Sl. No.	Item	Specification	Unit	Weight	COST RELATIVE			% Variation	
					Current Quarter June 2022	Previous Quarter March 2022	Corresponding Qtr. of prev. year June 2021	Previous Quarter March 2022	Corresponding Qtr. of prev. year June 2021
I. Material cost									
I. Material cost									
1	Bricks	9"x4.5"x2.25"	1000 Nos.	14.26	224.39	224.39	207.32	0.00	8.24
2	Brick Jelly	20mm	cu.m	0.32	297.49	297.42	221.96	0.02	34.03
3	Pressed Tiles	9"x9"	1000 Nos.	2.08	181.82	181.82	163.64	0.00	11.11
4	Glazes tiles	9"x9"	1 No.	0.25	281.48	266.67	177.78	5.56	58.33
5	Ceramic tiles	9"x9"	1 No.	2.02	155.56	155.56	133.33	0.00	16.67
2. Sand stone and other Quarry Products									
6	Sand for mortar	River	cu.m	3.37	617.58	615.66	582.65	0.31	6.00
7	Stone Jelly (HBSJ)	40mm	cu.m	3.38	135.09	135.09	126.14	0.00	7.09
8	Stone Jelly (HBSJ)	20mm	cu.m	0.36	133.33	131.91	124.15	1.08	7.40
9	Stone Jelly Chips (HBSJ)	10mm	cu.m	1.86	145.16	143.39	139.66	1.23	3.93
10	Rough stone		cu.m	0.51	118.85	118.85	122.24	0.00	-2.78
11	Bond stone		cu.m	0.65	115.79	115.79	113.16	0.00	2.33
3. Cement and Lime									
12	Cement		M.T	14.15	127.35	140.41	150.20	-9.30	-15.22
13	Lime stone		cu.m	0.22	109.25	109.25	106.79	0.00	2.30
4. Timber and other wood									
14	TW Frame		sq.m	1.06	183.28	183.28	170.28	0.00	7.64
15	TW Panel door shutter		sq.m	1.65	172.41	172.41	165.52	0.00	4.17
16	Solid PVC door shutter		sq.m	0.62	139.01	139.01	134.75	0.00	3.16
5. Iron and Steel									
17	Mild Steel Rods	10mm	MT	1.63	150.87	150.87	148.97	0.00	1.28
18	Ribbed Tar Steel (RTS)	8mm	MT	2.67	143.90	143.90	143.08	0.00	0.58
19	Binding Wire		Kg	0.60	128.30	128.30	128.30	0.00	0.00
20	Door catch		No.	0.03	175.00	175.00	175.00	0.00	0.00
21	Hold fast		No.	0.11	145.45	145.45	145.45	0.00	0.00
22	Tower bolt receiver		No.	0.03	263.33	263.33	233.33	0.00	12.86
23	Steel window ventilator		Kg	1.61	171.64	171.64	149.25	0.00	15.00
6. Ancillary Materials									
24	Ready mix Prime paint		Ltr	0.13	142.04	155.78	139.75	-8.82	1.64
25	Ready mix Synthetic Enamel paint		Ltr	0.06	182.61	173.91	156.52	5.00	16.67
26	Cement paint		Kg	2.33	220.00	220.00	210.00	0.00	4.76
27	Matt paint		Ltr	0.13	206.06	206.06	193.94	0.00	6.25
7. Electrical Fittings									
28	1.5sqmm copper cable		100 meter	1.02	166.67	166.67	166.67	0.00	0.00
29	PVC Pipe	20mm	1metre	0.16	200.00	160.00	160.00	25.00	25.00
30	PVC bend		No.	0.03	500.00	500.00	375.00	0.00	33.33
31	PVC tee		No.	0.03	187.50	187.50	162.50	0.00	15.38
32	5amps 5 pin at switch board itself		No.	0.01	190.48	158.73	158.73	20.00	20.00
33	5amps 5 pin non interlocking switch		No.	0.00	136.36	136.36	136.36	0.00	0.00
34	Ceiling Rose		No.	0.02	135.71	135.71	142.86	0.00	-5.00
35	Bakelite pattern Holder		No.	0.03	131.58	136.84	136.84	-3.85	-3.85
36	Bulk Head Fittings		No.	0.02	155.75	169.91	169.91	-8.33	-8.33
37	8 SWG GI wire		kg	0.06	195.98	195.98	155.15	0.00	26.32
38	32 amps 500V fuse unit		No.	0.02	426.97	426.97	426.97	0.00	0.00
39	Junction box		No.	0.04	340.00	340.00	340.00	0.00	0.00
40	Jointbox		No.	0.02	161.62	161.62	161.62	0.00	0.00
41	Hylem sheet		No.	0.02	132.81	132.81	115.63	0.00	14.86
42	Flush type switch		No.	0.04	125.00	125.00	125.00	0.00	0.00
43	11w CFL bulb	11w	No.	0.01	233.33	233.33	216.67	0.00	7.69
44	Calling bell		No.	0.01	270.83	270.83	250.00	0.00	8.33
45	25amps single phase ELCB		No.	0.18	128.57	128.57	128.57	0.00	0.00
46	25mm GI pipe line	25mm	1 metre	0.05	187.50	187.50	134.62	0.00	39.29
47	GI Pipe 20mm(Earth pit)	20mm	1 metre	0.02	147.37	157.89	157.89	-6.67	-6.67
48	40mm dia GI pipe	40mm	1 metre	0.01	204.17	204.17	166.67	0.00	22.50
49	15mm GI Pipe	15mm	1 metre	0.01	178.57	178.57	157.14	0.00	13.64
50	GI reducers		No.	0.00	180.18	180.18	108.11	0.00	66.67
8. Sanitary & Water Supply									
51	Indian Water Closet		No.	0.07	143.13	143.13	143.13	0.00	0.00
52	S.W.Gully Trap	6"x4"	No.	0.01	173.91	173.91	173.91	0.00	0.00
53	S.W.Bend	4"	No.	0.01	169.01	169.01	169.01	0.00	0.00
54	GI Pipe 20mm dia Hotwater line	20mm	1 metre	0.11	159.04	159.04	139.76	0.00	13.79
55	Stone ware pipe 100mm	100mm	1 metre	0.39	199.05	199.05	199.05	0.00	0.00
56	PVC 32mm dia	32mm	1 metre	0.17	178.72	180.85	159.57	-1.18	12.00
57	PVC 20mm dia	20mm	1 metre	0.02	221.05	221.05	210.53	0.00	5.00
58	PVC rain water down fall 110mm	110mm	1 metre	0.34	183.67	183.67	183.67	0.00	0.00
59	HDPE Cylindrical		No.	0.62	144.44	129.17	116.67	11.83	23.81
II. Labour cost									
1. Skilled Labour									
60	Mason I & II (Brick Layer I & II Class)		No.	9.92	206.90	206.90	193.10	0.00	7.14
61	Carpenter		No.	0.93	216.67	216.67	208.33	0.00	4.00
62	Painter		No.	1.24	226.09	208.70	208.70	8.33	8.33
63	Fitter I & II		No.	0.76	171.43	171.43	171.43	0.00	0.00
64	Plumber		No.	0.10	216.67	210.00	210.00	3.17	3.17
65	Electrician Gr I & II		No.	0.43	233.33	233.33	233.33	0.00	0.00
2. Unskilled Labour									
66	Mazdoor-men		No.	7.13	218.18	210.91	200.00	3.45	9.09
67	Mazdoor-Women		No.	6.24	238.81	220.90	208.96	8.11	14.29
68	Helper		No.	0.30	273.97	273.97	239.73	0.00	14.29
III. Other expenses									
69	Mixing Charges per mortar		cu.m	1.34	244.90	244.90	244.90	0.00	0.00
70	E.B.Connection charges		No.	0.89	157.78	136.83	134.89	15.31	16.97
71	Contingencies	2.5%		2.22	202.68	202.14	192.95	0.27	5.04
72	Supervision charges	10%		8.89	202.68	202.14	192.95	0.27	5.04
				100.00					4.47

TABLE - 11
BUILDING CONSTRUCTION COST INDEX

CENTRE :PUDUKOTTAI

QUARTER : JUNE 2022
(BASE YEAR:2011-12=100)

Sl. No	ITEM	Weight	INDEX			% Variation	
			Current Quarter June 2022	Previous Quarter Mar 2022	Corresponding Qtr. of prev. year June 2021	Previous Quarter March 2022	Corresponding Qtr. of prev. year June 2021
I	<u>MATERIAL COST</u>						
1	BRICKS & TILES	18.93	214.36	214.16	194.49	0.09	10.22
2	SAND, STONE & OTHER QUARRY PRODUCTS	10.13	295.22	294.21	279.29	0.35	5.71
3	CEMENT & LIME	14.36	127.08	139.94	149.55	-9.19	-15.03
4	TIMBER & OTHER WOODS	3.32	169.62	169.62	161.28	0.00	5.17
5	IRON & STEEL	6.69	151.60	151.60	145.27	0.00	4.36
6	ANCILLIARY MATERIALS	2.65	214.70	215.18	204.62	-0.22	4.93
7	ELECTRICAL FITTINGS	1.80	177.51	174.19	168.22	1.91	5.52
8	SANITARY WARE & WATER SUPPLY	1.73	169.83	164.58	156.78	3.19	8.33
II	<u>LABOUR COST</u>						
1	SKILLED LABOUR	13.38	208.26	206.60	195.79	0.80	6.37
2	UNSKILLED LABOUR	13.67	228.83	216.87	204.97	5.52	11.64
III	<u>OTHER EXPENSES</u>						
1	MIXING CHARGES	1.34	244.90	244.90	244.90	0.00	0.00
2	E.B.SERVICE CONNECTION CHARGES	0.89	157.78	136.83	134.89	15.31	16.97
3	CONTINGENCIES	2.22	202.68	202.14	192.95	0.27	5.04
4	SUPERVISION CHARGES	8.89	202.68	202.14	192.95	0.27	5.04
I	<i>MATERIAL COST</i>	59.62	195.15	197.78	189.26	-1.33	3.11
II	<i>LABOUR COST</i>	27.05	218.66	211.79	200.43	3.24	9.09
III	<i>OTHER EXPENSES</i>	13.33	203.92	202.09	194.30	0.91	4.95
	BUILDING CONSTRUCTION COST INDEX	100	202.68	202.14	192.95	0.27	5.04

TABLE - 12A
BUILDING CONSTRUCTION COST INDEX
Item-wise Cost relative

Quarter : June 2022
(Base year:2011-12=100)

Centre :Madurai

Sl. No.	Item	Specification	Unit	Weight	COST RELATIVE			% Variation	
					Current Quarter June 2022	Previous Quarter March 2022	Corresponding Qtr. of prev. year June 2021	Previous Quarter March 2022	Corresponding Qtr. of prev. year June 2021
I. Material cost									
1.Bricks and Tiles Products									
1	Bricks	9"x4.5"x2.25"	1000 Nos.	18.85	184.21	184.21	173.68	0.00	6.06
2	Brick Jelly	20mm	cu.m	0.50	225.43	218.18	193.94	3.32	16.24
3	Pressed Tiles	9"x9"	1000 Nos.	1.58	153.85	153.85	128.21	0.00	20.00
4	Glazes tiles	9"x9"	1 No.	0.12	217.69	217.69	217.69	0.00	0.00
5	Ceramic tiles	9"x9"	1 No.	1.72	158.73	158.73	158.73	0.00	0.00
2.Sand stone and other Quarry Products									
6	Sand for mortar	River	cu.m	3.65	482.76	482.76	427.58	0.00	12.90
7	Stone Jelly (HBSJ)	40mm	cu.m	2.57	190.14	183.60	180.33	3.56	5.44
8	Stone Jelly (HBSJ)	20mm	cu.m	0.37	121.59	121.57	117.65	0.02	3.36
9	Stone Jelly Chips (HBSJ)	10mm	cu.m	1.26	167.73	167.73	164.70	0.00	1.84
10	Rough stone		cu.m	0.42	113.04	113.04	113.04	0.00	0.00
11	Bond stone		cu.m	0.56	105.26	105.26	105.26	0.00	0.00
3.Cement and Lime									
12	Cement		M.T	12.25	141.94	148.39	148.39	-4.35	-4.35
13	Lime stone		cu.m	0.16	168.72	168.79	134.10	-0.04	25.81
4.Timber and other wood									
14	TW Frame		sq.m	0.82	115.25	115.25	111.86	0.00	3.03
15	TW Panel door shutter		sq.m	0.80	124.59	124.59	124.59	0.00	0.00
16	Solid PVC door shutter		sq.m	0.43	188.24	188.24	188.24	0.00	0.00
5.Iron and Steel									
17	Mild Steel Rods	10mm	MT	1.39	156.42	156.42	135.28	0.00	15.63
18	Ribbed Tar Steel (RTS)	8mm	MT	2.24	157.70	157.70	136.67	0.00	15.38
19	Binding Wire		Kg	0.48	148.94	148.94	140.85	0.00	5.75
20	Door catch		No.	0.03	120.00	120.00	120.00	0.00	0.00
21	Hold fast		No.	0.03	533.33	533.33	533.33	0.00	0.00
22	Tower bolt receiver		No.	0.02	194.44	194.44	194.44	0.00	0.00
23	Steel window ventilator		Kg	1.32	187.50	187.50	179.69	0.00	4.35
6.Ancillary Materials									
24	Ready mix Prime paint		Ltr	0.11	140.48	134.76	123.33	4.24	13.90
25	Ready mix Synthetic Enamel paint		Ltr	0.05	186.36	181.82	154.55	2.50	20.59
26	Cement paint		Kg	1.64	146.34	146.34	146.34	0.00	0.00
27	Matt paint		Ltr	0.09	123.77	118.49	118.49	4.46	4.46
7.Electrical Fittings									
28	1.5sqmm copper cable		100 meter	0.73	146.06	146.06	146.03	0.00	0.02
29	PVC Pipe	20mm	1metre	0.14	243.90	243.90	195.12	0.00	25.00
30	PVC bend		No.	0.04	500.00	500.00	500.00	0.00	0.00
31	PVC tee		No.	0.02	312.50	312.50	300.00	0.00	4.17
32	5amps 5 pin at switch board itself		No.	0.00	112.50	112.50	112.50	0.00	0.00
33	5amps 5 pin non interlocking switch		No.	0.01	179.49	179.49	138.46	0.00	29.63
34	Ceiling Rose		No.	0.02	147.37	147.37	147.37	0.00	0.00
35	Bakelite pattern Holder		No.	0.02	184.21	184.21	184.21	0.00	0.00
36	Bulk Head Fittings		No.	0.01	437.50	375.00	375.00	16.67	16.67
37	8 SWG GI wire		kg	0.04	158.14	158.14	148.84	0.00	6.25
38	32 amps 500V fuse unit		No.	0.01	155.56	155.56	133.33	0.00	16.67
39	Junction box		No.	0.04	340.00	340.00	340.00	0.00	0.00
40	Jointbox		No.	0.01	205.26	205.26	205.26	0.00	0.00
41	Hylem sheet		No.	0.02	118.03	118.03	121.31	0.00	-2.70
42	Flush type switch		No.	0.04	133.33	133.33	133.33	0.00	0.00
43	11wCFL bulb	11w	No.	0.01	138.53	125.11	225.11	-38.46	-38.46
44	Calling bell		No.	0.01	302.08	291.67	250.00	3.57	20.83
45	25amps single phase ELCB		No.	0.15	171.43	171.43	142.86	0.00	20.00
46	25mm GI pipe line	25mm	1 metre	0.06	158.68	158.68	158.68	0.00	0.00
47	GI Pipe 20mm(Earth pit)	20mm	1 metre	0.01	260.20	260.20	239.80	0.00	8.51
48	40mm dia GI pipe	40mm	1 metre	0.01	196.92	196.92	196.92	0.00	0.00
49	15mm GI Pipe	15mm	1 metre	0.01	210.53	210.53	192.98	0.00	9.09
50	GI reducers		No.	0.00	250.00	250.00	250.00	0.00	0.00
8.Sanitary & Water Supply									
51	Indian Water Closet		No.	0.14	168.80	168.80	168.80	0.00	0.00
52	S.W.Gully Trap	6"x4"	No.	0.03	152.38	152.38	152.38	0.00	0.00
53	S.W.Bend	4"	No.	0.01	277.78	277.78	277.78	0.00	0.00
54	GI Pipe 20mm dia Hotwater line	20mm	1 metre	0.12	205.57	205.57	183.93	0.00	11.76
55	Stone ware pipe 100mm	100mm	1 metre	0.32	150.00	150.00	150.00	0.00	0.00
56	PVC 32mm dia	32mm	1 metre	0.14	182.13	182.13	139.28	0.00	30.77
57	PVC 20mm dia	20mm	1 metre	0.02	235.75	225.03	214.32	4.76	10.00
58	PVC rain water down fall 110mm	110mm	1 metre	0.22	173.33	163.70	163.70	5.89	5.89
59	HDPE Cylindrical		No.	0.53	122.22	122.22	116.67	0.00	4.76
II.Labour cost									
1. Skilled Labour									
60	Mason I & II (Brick Layer I & II Class)		No.	10.97	192.00	181.33	170.67	5.88	12.50
61	Carpenter		No.	1.06	193.75	187.50	187.50	3.33	3.33
62	Painter		No.	1.45	203.17	190.48	190.48	6.67	6.67
63	Fitter I & II		No.	0.67	213.79	206.90	206.90	3.33	3.33
64	Plumber		No.	0.11	213.79	206.90	206.90	3.33	3.33
65	Electrician Gr I & II		No.	0.47	190.16	183.61	183.61	3.57	3.57
2.Unskilled Labour									
66	Mazdoor-men		No.	8.04	213.79	206.90	206.90	3.33	3.33
67	Mazdoor-Women		No.	7.76	194.87	184.62	184.62	5.56	5.56
68	Helper		No.	0.27	264.90	264.90	215.23	0.00	23.08
III.Other expenses									
69	Mixing Charges per mortar		cu.m	1.31	457.20	457.20	400.05	0.00	14.29
70	E.B.Connection charges		No.	0.40	227.64	227.64	227.64	0.00	0.00
71	Contingencies	2.5%		2.22	194.79	192.19	183.22	1.35	6.31
72	Supervision charges	10%		8.89	194.79	192.19	183.22	1.35	6.31
				100.00					11.10

TABLE - 12
BUILDING CONSTRUCTION COST INDEX

CENTRE : MADURAI

QUARTER : JUNE 2022
(BASE YEAR:2011-12=100)

Sl. No	ITEM	Weight	INDEX			% Variation	
			Current Quarter June 2022	Previous Quarter Mar 2022	Corresponding Qtr. of prev. year June 2021	Previous Quarter March 2022	Corresponding Qtr. of prev. year June 2021
I	<u>MATERIAL COST</u>						
1	BRICKS & TILES	22.76	181.24	181.09	170.06	0.09	6.57
2	SAND, STONE & OTHER QUARRY PRODUCTS	8.83	296.03	294.13	269.76	0.65	9.74
3	CEMENT & LIME	12.41	142.29	148.66	148.20	-4.28	-3.99
4	TIMBER & OTHER WOODS	2.05	134.19	134.19	132.83	0.00	1.03
5	IRON & STEEL	5.50	165.47	165.47	148.98	0.00	11.07
6	ANCILLIARY MATERIALS	1.88	145.98	145.29	143.96	0.47	1.40
7	ELECTRICAL FITTINGS	1.42	183.05	183.01	173.72	0.02	5.37
8	SANITARY WARE & WATER SUPPL	1.54	155.19	153.67	145.98	0.99	6.31
II	<u>LABOUR COST</u>						
1	SKILLED LABOUR	14.73	194.32	184.10	176.15	5.55	10.31
2	UNSKILLED LABOUR	16.07	205.51	197.10	196.27	4.26	4.70
III	<u>OTHER EXPENSES</u>						
1	MIXING CHARGES	1.31	457.20	457.20	400.05	0.00	14.29
2	E.B.SERVICE CONNECTION CHAR	0.40	227.64	227.64	227.64	0.00	0.00
3	CONTINGENCIES	2.22	194.79	192.19	183.22	1.35	6.31
4	SUPERVISION CHARGES	8.89	194.79	192.19	183.22	1.35	6.31
I	<i>MATERIAL COST</i>	56.39	185.55	186.52	176.01	-0.52	5.42
II	<i>LABOUR COST</i>	30.79	200.16	190.88	186.65	4.86	7.24
III	<i>OTHER EXPENSES</i>	12.82	222.54	220.29	206.69	1.02	7.67
	BUILDING CONSTRUCTION COST INDEX	100	194.79	192.19	183.22	1.35	6.31

TABLE - 13A
BUILDING CONSTRUCTION COST INDEX

Item-wise Cost relative

Quarter : June 2022
(Base year:2011-12=100)

Centre : Virudhunagar

Sl. No.	Item	Specification	Unit	Weight	COST RELATIVE			% Variation	
					Current Quarter June 2022	Previous Quarter March 2022	Corresponding Qtr. of prev. year June 2021	Previous Quarter March 2022	Corresponding Qtr. of prev. year June 2021
I. Material cost									
1.Bricks and Tiles Products									
1	Bricks	9"x4.5"x2.25"	1000 Nos.	14.51	264.26	264.26	240.24	0.00	10.00
2	Brick Jelly	20mm	cu.m	0.41	261.99	261.99	241.31	0.00	8.57
3	Pressed Tiles	9"x9"	1000 Nos.	1.78	160.00	170.67	160.00	-6.25	0.00
4	Glazes tiles	9"x9"	1 No.	0.14	408.16	408.16	408.16	0.00	0.00
5	Ceramic tiles	9"x9"	1 No.	2.02	126.98	126.98	126.98	0.00	0.00
2.Sand stone and other Quarry Products									
6	Sand for mortar	River	cu.m	3.28	572.93	572.93	572.93	0.00	0.00
7	Stone Jelly (HBSJ)	40mm	cu.m	3.15	175.00	175.00	175.00	0.00	0.00
8	Stone Jelly (HBSJ)	20mm	cu.m	0.36	139.53	139.53	139.53	0.00	0.00
9	Stone Jelly Chips (HBSJ)	10mm	cu.m	1.30	153.33	153.33	153.33	0.00	0.00
10	Rough stone		cu.m	0.50	145.83	145.83	121.53	0.00	20.00
11	Bond stone		cu.m	0.68	142.99	138.52	113.92	3.23	25.51
3.Cement and Lime									
12	Cement		M.T	14.23	136.59	149.59	149.59	-8.70	-8.70
13	Lime stone		cu.m	0.19	128.67	128.67	128.67	0.00	0.00
4.Timber and other wood									
14	TW Frame		sq.m	0.97	153.15	145.90	109.42	4.97	39.96
15	TW Panel door shutter		sq.m	0.79	293.44	293.44	208.49	0.00	40.74
16	Solid PVC door shutter		sq.m	0.51	171.30	171.30	171.30	0.00	0.00
5.Iron and Steel									
17	Mild Steel Rods	10mm	MT	1.54	158.66	154.19	138.55	2.90	14.52
18	Ribbed Tar Steel (RTS)	8mm	MT	2.36	170.26	165.60	142.27	2.82	19.67
19	Binding Wire		Kg	0.49	184.33	184.33	184.33	0.00	0.00
20	Door catch		No.	0.03	150.00	137.50	137.50	9.09	9.09
21	Hold fast		No.	0.03	146.67	533.33	533.33	-72.50	-72.50
22	Tower bolt receiver		No.	0.02	307.69	276.92	246.15	11.11	25.00
23	Steel window ventilator		Kg	1.39	200.00	191.30	173.91	4.55	15.00
6.Ancillary Materials									
24	Ready mix Prime paint		Ltr	0.12	135.00	125.00	125.00	8.00	8.00
25	Ready mix Synthetic Enamel paint		Ltr	0.06	181.82	163.64	163.64	11.11	11.11
26	Cement paint		Kg	2.15	126.09	126.09	126.09	0.00	0.00
27	Matt paint		Ltr	0.11	136.05	136.05	136.05	0.00	0.00
7.Electrical Fittings									
28	1.5sqmm copper cable		100 meter	0.72	121.86	121.86	108.68	0.00	12.13
29	PVC Pipe	20mm	1metre	0.16	240.00	240.00	193.30	0.00	24.16
30	PVC bend		No.	0.05	457.14	457.14	428.57	0.00	6.67
31	PVC tee		No.	0.03	312.50	312.50	250.00	0.00	25.00
32	Samps 5 pin at switch board itself		No.	0.00	222.22	222.22	185.19	0.00	20.00
33	Samps 5 pin non interlocking switch		No.	0.01	116.67	116.67	116.67	0.00	0.00
34	Ceiling Rose		No.	0.02	200.00	200.00	178.57	0.00	12.00
35	Bakelite pattern Holder		No.	0.02	228.57	228.57	214.29	0.00	6.67
36	Bulk Head Fittings		No.	0.01	230.77	230.77	230.77	0.00	0.00
37	8 SWG GI wire		kg	0.05	168.89	168.89	151.11	0.00	11.76
38	32 amps 500V fuse unit		No.	0.01	152.94	152.94	117.65	0.00	30.00
39	Junction box		No.	0.03	150.00	150.00	150.00	0.00	0.00
40	Jointbox		No.	0.01	177.42	177.42	177.42	0.00	0.00
41	Hylem sheet		No.	0.02	118.03	118.03	121.31	0.00	-2.70
42	Flush type switch		No.	0.05	116.73	116.73	110.25	0.00	5.88
43	11wCFL bulb	11w	No.	0.01	162.50	162.50	162.50	0.00	0.00
44	Calling bell		No.	0.01	266.67	266.67	266.67	0.00	0.00
45	25amps single phase ELCB		No.	0.11	196.08	196.08	196.08	0.00	0.00
46	25mm GI pipe line	25mm	1 metre	0.06	229.44	229.44	199.13	0.00	15.22
47	GI Pipe 20mm(Earth pit)	20mm	1 metre	0.02	181.40	181.40	167.44	0.00	8.33
48	40mm dia GI pipe	40mm	1 metre	0.01	244.90	244.90	231.29	0.00	5.88
49	15mm GI Pipe	15mm	1 metre	0.01	290.48	290.48	253.97	0.00	14.38
50	GI reducers		No.	0.00	173.08	173.08	173.08	0.00	0.00
8.Sanitary & Water Supply									
51	Indian Water Closet		No.	0.10	260.30	260.30	242.95	0.00	7.14
52	S.W.Gully Trap	6"x4"	No.	0.03	145.45	145.45	145.45	0.00	0.00
53	S.W.Bend	4"	No.	0.01	214.29	214.29	190.48	0.00	12.50
54	GI Pipe 20mm dia Hotwater line	20mm	1 metre	0.14	157.80	157.80	150.46	0.00	4.88
55	Stone ware pipe 100mm	100mm	1 metre	0.26	214.29	214.29	214.29	0.00	0.00
56	PVC 32mm dia	32mm	1 metre	0.17	180.85	180.85	138.30	0.00	30.77
57	PVC 20mm dia	20mm	1 metre	0.02	378.38	378.38	297.30	0.00	27.27
58	PVC rain water down fall 110mm	110mm	1 metre	0.34	136.05	136.05	102.04	0.00	33.33
59	HDPE Cylindrical		No.	0.62	143.06	143.06	143.06	0.00	0.00
II.Labour cost									
1. Skilled Labour									
60	Mason I & II (Brick Layer I & II Class)		No.	10.52	182.41	182.41	182.41	0.00	0.00
61	Carpenter		No.	1.07	202.90	202.90	202.90	0.00	0.00
62	Painter		No.	1.49	202.90	202.90	202.90	0.00	0.00
63	Fitter I & II		No.	0.68	222.22	222.22	222.22	0.00	0.00
64	Plumber		No.	0.11	206.35	206.35	206.35	0.00	0.00
65	Electrician Gr I & II		No.	0.55	170.49	170.49	157.38	0.00	8.33
2.Unskilled Labour									
66	Mazdoor-men		No.	7.59	188.03	188.03	188.03	0.00	0.00
67	Mazdoor-Women		No.	8.58	173.91	173.91	173.91	0.00	0.00
68	Helper		No.	0.31	264.90	264.90	231.79	0.00	14.29
III.Other expenses									
69	Mixing Charges per mortar		cu.m	1.31	165.20	165.20	165.20	0.00	0.00
70	E.B.Connection charges		No.	0.45	210.77	210.77	171.99	0.00	22.55
71	Contingencies	2.5%		2.22	199.26	201.21	193.40	-0.97	3.03
72	Supervision charges	10%		8.89	199.26	201.21	193.40	-0.97	3.03
				100.00					23.26

TABLE - 13
BUILDING CONSTRUCTION COST INDEX

CENTRE : VIRUDHUNAGAR

QUARTER : JUNE 2022
(BASE YEAR:2011-12=100)

Sl. No	ITEM	Weight	INDEX			% Variation	
			Current Quarter June 2022	Previous Quarter Mar 2022	Corresponding Qtr. of prev. year June 2021	Previous Quarter March 2022	Corresponding Qtr. of prev. year June 2021
I	<u>MATERIAL COST</u>						
1	BRICKS & TILES	18.85	240.72	241.73	221.78	-0.42	8.54
2	SAND, STONE & OTHER QUARRY PRODUCTS	9.27	307.36	307.03	303.93	0.11	1.13
3	CEMENT & LIME	14.42	136.48	149.32	149.32	-8.60	-8.60
4	TIMBER & OTHER WOODS	2.27	206.20	203.11	157.96	1.52	30.54
5	IRON & STEEL	5.86	175.60	172.38	154.65	1.87	13.55
6	ANCILLIARY MATERIALS	2.44	128.25	127.35	127.35	0.71	0.71
7	ELECTRICAL FITTINGS	1.43	170.94	170.94	153.22	0.00	11.56
8	SANITARY WARE & WATER SUPPL	1.69	167.85	167.85	154.10	0.00	8.92
II	<u>LABOUR COST</u>						
1	SKILLED LABOUR	14.42	187.66	187.66	187.17	0.00	0.27
2	UNSKILLED LABOUR	16.49	182.15	182.15	181.52	0.00	0.35
III	<u>OTHER EXPENSES</u>						
1	MIXING CHARGES	1.31	165.20	165.20	165.20	0.00	0.00
2	E.B.SERVICE CONNECTION CHAR	0.45	210.77	210.77	171.99	0.00	22.55
3	CONTINGENCIES	2.22	199.26	201.21	193.40	-0.97	3.03
4	SUPERVISION CHARGES	8.89	199.26	201.21	193.40	-0.97	3.03
I	<i>MATERIAL COST</i>	56.23	207.96	211.03	199.30	-1.46	4.34
II	<i>LABOUR COST</i>	30.90	184.72	184.72	184.15	0.00	0.31
III	<i>OTHER EXPENSES</i>	12.87	196.20	197.88	189.78	-0.85	3.38
	BUILDING CONSTRUCTION COST INDEX	100	199.26	201.21	193.40	-0.97	3.03

TABLE - 14A
BUILDING CONSTRUCTION COST INDEX

Item-wise Cost relative

Quarter : June 2022
(Base year:2011-12=100)

Centre : Palayamkottai

Sl. No.	Item	Specification	Unit	Weight	COST RELATIVE			% Variation	
					Current Quarter June 2022	Previous Quarter March 2022	Corresponding Qtr. of prev. year June 2021	Previous Quarter March 2022	Corresponding Qtr. of prev. year June 2021
I. Material cost									
1.Bricks and Tiles Products									
1	Bricks	9"x4.5"x2.25"	1000 Nos.	18.48	121.74	130.44	128.70	-6.67	-5.41
2	Brick Jelly	20mm	cu.m	0.52	154.67	121.97	109.07	26.81	41.82
3	Pressed Tiles	9"x9"	1000 Nos.	1.57	144.44	144.44	133.33	0.00	8.33
4	Glazes tiles	9"x9"	1 No.	0.17	280.00	280.00	250.00	0.00	12.00
5	Ceramic tiles	9"x9"	1 No.	0.59	230.00	240.00	230.00	-4.17	0.00
2.Sand stone and other Quarry Products									
6	Sand for mortar	River	cu.m	3.02	605.10	605.10	585.99	0.00	3.26
7	Stone Jelly (HBSJ)	40mm	cu.m	2.91	205.66	137.17	127.43	49.94	61.39
8	Stone Jelly (HBSJ)	20mm	cu.m	0.33	154.82	106.44	102.77	45.45	50.65
9	Stone Jelly Chips (HBSJ)	10mm	cu.m	1.37	179.91	119.88	114.10	50.07	57.68
10	Rough stone		cu.m	0.46	260.87	191.54	191.30	36.19	36.36
11	Bond stone		cu.m	0.63	172.70	167.62	167.62	3.03	3.03
3.Cement and Lime									
12	Cement		M.T	13.13	143.09	149.59	143.09	-4.35	0.00
13	Lime stone		cu.m	0.14	141.50	141.50	115.00	0.00	23.04
4.Timber and other wood									
14	TW Frame		sq.m	0.92	147.95	147.98	133.88	-0.02	10.51
15	TW Panel door shutter		sq.m	0.97	133.77	133.86	128.03	-0.07	4.48
16	Solid PVC door shutter		sq.m	0.65	114.05	111.06	106.07	2.70	7.53
5.Iron and Steel									
17	Mild Steel Rods	10mm	MT	1.53	170.21	144.27	117.28	17.99	45.13
18	Ribbed Tar Steel (RTS)	8mm	MT	2.47	175.26	148.45	118.56	18.06	47.83
19	Binding Wire		Kg	0.57	139.19	134.80	117.22	3.26	18.75
20	Door catch		No.	0.03	264.00	264.00	260.00	0.00	1.54
21	Hold fast		No.	0.12	123.08	123.08	115.38	0.00	6.67
22	Tower bolt receiver		No.	0.04	142.86	133.33	123.81	7.14	15.38
23	Steel window ventilator		Kg	1.31	194.92	186.44	169.49	4.55	15.00
6.Ancillary Materials									
24	Ready mix Prime paint		Ltr	0.11	126.83	126.83	131.71	0.00	-3.70
25	Ready mix Synthetic Enamel paint		Ltr	0.06	158.33	158.33	154.17	0.00	2.70
26	Cement paint		Kg	1.94	128.89	128.89	128.89	0.00	0.00
27	Matt paint		Ltr	0.10	120.69	113.79	108.97	6.06	10.76
7.Electrical Fittings									
28	1.5sqmm copper cable		100 meter	0.70	161.29	161.29	148.39	0.00	8.70
29	PVC Pipe	20mm	1metre	0.15	300.00	300.00	270.00	0.00	11.11
30	PVC bend		No.	0.05	203.25	203.25	189.70	0.00	7.14
31	PVC tee		No.	0.03	190.93	190.93	179.00	0.00	6.67
32	5amps 5 pin at switch board itself		No.	0.01	133.33	133.33	123.33	0.00	8.11
33	5amps 5 pin non interlocking switch		No.	0.02	123.64	123.64	120.00	0.00	3.03
34	Ceiling Rose		No.	0.02	193.75	175.00	150.00	10.71	29.17
35	Bakelite pattern Holder		No.	0.02	243.75	225.00	200.00	8.33	21.88
36	Bulk Head Fittings		No.	0.01	226.67	213.33	189.33	6.25	19.72
37	8 SWG GI wire		kg	0.04	196.08	176.47	147.06	11.11	33.33
38	32 amps 500V fuse unit		No.	0.01	136.99	126.03	120.55	8.70	13.64
39	Junction box		No.	0.04	293.33	280.00	246.67	4.76	18.92
40	Jointbox		No.	0.01	119.57	119.57	117.39	0.00	1.85
41	Hylem sheet		No.	0.02	103.73	103.73	119.50	0.00	-13.19
42	Flush type switch		No.	0.05	122.32	122.32	116.21	0.00	5.26
43	11wCFL bulb	11w	No.	0.01	200.00	193.75	182.50	3.23	9.59
44	Calling bell		No.	0.01	167.66	155.69	131.74	7.69	27.27
45	25amps single phase ELCB		No.	0.26	158.14	158.14	136.43	0.00	15.91
46	25mm GI pipe line	25mm	1 metre	0.06	145.83	129.17	133.33	12.90	9.38
47	GI Pipe 20mm(Earth pit)	20mm	1 metre	0.02	180.00	160.00	130.00	12.50	38.46
48	40mm dia GI pipe	40mm	1 metre	0.01	143.33	130.00	123.33	10.26	16.22
49	15mm GI Pipe	15mm	1 metre	0.01	223.08	200.00	192.31	11.54	16.00
50	GI reducers		No.	0.00	160.00	160.00	150.00	0.00	6.67
8.Sanitary & Water Supply									
51	Indian Water Closet		No.	0.14	200.00	177.78	144.44	12.50	38.46
52	S.W.Gully Trap	6"x4"	No.	0.03	181.82	169.70	139.39	7.14	30.43
53	S.W.Bend	4"	No.	0.01	155.56	155.56	150.00	0.00	3.70
54	GI Pipe 20mm dia Hotwater line	20mm	1 metre	0.12	158.73	142.86	126.98	11.11	25.00
55	Stone ware pipe 100mm	100mm	1 metre	0.26	330.67	317.33	266.67	4.20	24.00
56	PVC 32mm dia	32mm	1 metre	0.15	161.29	129.03	118.28	25.00	36.36
57	PVC 20mm dia	20mm	1 metre	0.02	266.67	266.67	245.33	0.00	8.70
58	PVC rain water down fall 110mm	110mm	1 metre	0.31	172.88	166.10	138.98	4.08	24.39
59	HDPE Cylindrical		No.	0.57	161.11	155.56	144.44	3.57	11.54
II.Labour cost									
1. Skilled Labour									
60	Mason I & II (Brick Layer I & II Class)		No.	10.27	221.54	216.62	196.92	2.27	12.50
61	Carpenter		No.	1.11	219.35	216.77	187.10	1.19	17.24
62	Painter		No.	1.34	237.04	237.04	207.41	0.00	14.29
63	Fitter I & II		No.	0.68	237.04	237.04	214.81	0.00	10.34
64	Plumber		No.	0.11	248.28	248.28	227.59	0.00	9.09
65	Electrician Gr I & II		No.	0.45	237.04	237.04	222.22	0.00	6.67
2.Unskilled Labour									
66	Mazdoor-men		No.	7.18	216.67	216.67	191.67	0.00	13.04
67	Mazdoor-Women		No.	8.38	205.13	205.13	174.36	0.00	17.65
68	Helper		No.	0.29	331.13	331.13	298.01	0.00	11.11
III.Other expenses									
69	Mixing Charges per mortar		cu.m	1.21	129.41	129.41	117.65	0.00	10.00
70	E.B.Connection charges		No.	0.54	130.57	130.57	130.57	0.00	0.00
71	Contingencies	2.5%		2.22	186.76	183.42	169.41	1.82	10.24
72	Supervision charges	10%		8.89	186.76	183.42	169.41	1.82	10.24
				100.00					18.42

TABLE - 14
BUILDING CONSTRUCTION COST INDEX

CENTRE : PALAYAMKOTTAI

QUARTER : JUNE 2022
(BASE YEAR:2011-12=100)

Sl. No	ITEM	Weight	INDEX			% Variation	
			Current Quarter June 2022	Previous Quarter Mar 2022	Corresponding Qtr. of prev. year June 2021	Previous Quarter March 2022	Corresponding Qtr. of prev. year June 2021
I	<u>MATERIAL COST</u>						
1	BRICKS & TILES	21.34	128.49	135.50	132.34	-5.18	-2.91
2	SAND, STONE & OTHER QUARRY PRODUCTS	8.72	338.72	300.58	289.65	12.69	16.94
3	CEMENT & LIME	13.27	143.07	149.51	142.79	-4.30	0.20
4	TIMBER & OTHER WOODS	2.54	133.86	133.14	124.52	0.54	7.50
5	IRON & STEEL	6.08	174.04	154.31	129.82	12.78	34.06
6	ANCILLIARY MATERIALS	2.21	129.15	128.83	128.75	0.25	0.31
7	ELECTRICAL FITTINGS	1.55	179.11	176.39	160.42	1.54	11.65
8	SANITARY WARE & WATER SUPPLY	1.62	195.22	183.45	160.26	6.42	21.82
II	<u>LABOUR COST</u>						
1	SKILLED LABOUR	13.96	224.32	220.49	199.08	1.74	12.68
2	UNSKILLED LABOUR	15.86	212.66	212.66	184.46	0.00	15.29
III	<u>OTHER EXPENSES</u>						
1	MIXING CHARGES	1.21	129.41	129.41	117.65	0.00	10.00
2	E.B.SERVICE CONNECTION CHARGES	0.54	130.57	130.57	130.57	0.00	0.00
3	CONTINGENCIES	2.22	186.76	183.42	169.41	1.82	10.24
4	SUPERVISION CHARGES	8.89	186.76	183.42	169.41	1.82	10.24
I	<i>MATERIAL COST</i>	57.32	172.18	167.94	159.48	2.52	7.96
II	<i>LABOUR COST</i>	29.82	218.12	216.33	191.30	0.83	14.02
III	<i>OTHER EXPENSES</i>	12.86	179.01	176.13	162.91	1.64	9.88
	BUILDING CONSTRUCTION COST INDEX	100	186.76	183.42	169.41	1.82	10.24

TABLE - 15A
BUILDING CONSTRUCTION COST INDEX

Item-wise Cost relative

Quarter : June 2022

(Base year:2011-12=100)

Centre :Nagercoil

Sl. No.	Item	Specification	Unit	Weight	COST RELATIVE			% Variation	
					Current Quarter June 2022	Previous Quarter March 2022	Corresponding Qtr. of prev. year June 2021	Previous Quarter March 2022	Corresponding Qtr. of prev. year June 2021
I. Material cost									
1.Bricks and Tiles Products									
1	Bricks	9"x4.5"x2.25"	1000 Nos.	15.35	145.12	145.12	130.23	0.00	11.43
2	Brick Jelly	20mm	cu.m	0.40	254.85	234.63	181.23	8.62	40.63
3	Pressed Tiles	9"x9"	1000 Nos.	0.93	183.33	183.33	150.00	0.00	22.22
4	Glazes tiles	9"x9"	1 No.	0.15	280.00	250.00	160.00	12.00	75.00
5	Ceramic tiles	9"x9"	1 No.	0.67	313.73	298.04	250.98	5.26	25.00
2.Sand stone and other Quarry Products									
6	Sand for mortar	River	cu.m	2.69	540.16	611.46	611.46	-11.66	-11.66
7	Stone Jelly (HBSJ)	40mm	cu.m	3.03	264.35	211.48	211.48	25.00	25.00
8	Stone Jelly (HBSJ)	20mm	cu.m	0.31	220.26	176.21	176.21	25.00	25.00
9	Stone Jelly Chips (HBSJ)	10mm	cu.m	1.34	264.35	211.48	211.48	25.00	25.00
10	Rough stone		cu.m	0.41	170.94	170.94	153.85	0.00	11.11
11	Bond stone		cu.m	0.56	162.50	162.50	150.00	0.00	8.33
3.Cement and Lime									
12	Cement		M.T	11.57	124.59	140.98	147.54	-11.63	-15.56
13	Lime stone		cu.m	0.16	296.44	139.82	139.82	112.01	112.01
4.Timber and other wood									
14	TW Frame		sq.m	0.88	335.42	335.42	335.42	0.00	0.00
15	TW Panel door shutter		sq.m	1.50	117.72	111.52	111.52	5.56	5.56
16	Solid PVC door shutter		sq.m	0.56	168.23	168.23	145.58	0.00	15.56
5.Iron and Steel									
17	Mild Steel Rods	10mm	MT	1.35	159.50	178.29	129.44	-10.54	23.23
18	Ribbed Tar Steel (RTS)	8mm	MT	2.20	158.23	176.75	135.80	-10.48	16.52
19	Binding Wire		Kq	0.48	147.86	155.64	140.08	-5.00	5.56
20	Door catch		No.	0.03	330.00	330.00	300.00	0.00	10.00
21	Hold fast		No.	0.10	116.67	116.67	116.67	0.00	0.00
22	Tower bolt receiver		No.	0.05	277.78	277.78	277.78	0.00	0.00
23	Steel window ventilator		Kq	1.27	187.50	187.50	179.69	0.00	4.35
6.Ancillary Materials									
24	Ready mix Prime paint		Ltr	0.11	128.44	128.44	119.27	0.00	7.69
25	Ready mix Synthetic Enamel paint		Ltr	0.05	154.55	154.55	163.64	0.00	-5.56
26	Cement paint		Kg	1.92	120.00	120.00	120.00	0.00	0.00
27	Matt paint		Ltr	0.09	113.33	113.33	113.33	0.00	0.00
7.Electrical Fittings									
28	1.5sqmm copper cable		100 meter	0.40	231.53	231.53	257.24	0.00	-10.00
29	PVC Pipe	20mm	1metre	0.13	600.00	600.00	500.00	0.00	20.00
30	PVC bend		No.	0.04	214.29	214.29	200.00	0.00	7.14
31	PVC tee		No.	0.02	200.00	200.00	200.00	0.00	0.00
32	5amps 5 pin at switch board itself		No.	0.00	214.29	214.29	142.86	0.00	50.00
33	5amps 5 pin non interlocking switch		No.	0.01	160.00	160.00	150.00	0.00	6.67
34	Ceiling Rose		No.	0.02	142.86	142.86	142.86	0.00	0.00
35	Bakelite pattern Holder		No.	0.02	135.00	135.00	135.00	0.00	0.00
36	Bulk Head Fittings		No.	0.01	220.00	220.00	220.00	0.00	0.00
37	8 SWG GI wire		kq	0.03	246.75	246.75	194.81	0.00	26.67
38	32 amps 500V fuse unit		No.	0.01	144.44	144.44	144.44	0.00	0.00
39	Junction box		No.	0.02	150.00	150.00	150.00	0.00	0.00
40	Jointbox		No.	0.01	267.86	267.86	267.86	0.00	0.00
41	Hylem sheet		No.	0.02	180.86	180.86	180.86	0.00	0.00
42	Flush type switch		No.	0.03	133.33	133.33	133.33	0.00	0.00
43	11wCFL bulb	11w	No.	0.01	200.00	200.00	200.00	0.00	0.00
44	Calling bell		No.	0.01	216.00	216.00	208.00	0.00	3.85
45	25amps single phase ELCB		No.	0.15	147.62	147.62	147.62	0.00	0.00
46	25mm GI pipe line	25mm	1 metre	0.04	229.59	229.59	222.45	0.00	3.21
47	GI Pipe 20mm(Earth pit)	20mm	1 metre	0.01	119.32	119.32	119.32	0.00	0.00
48	40mm dia GI pipe	40mm	1 metre	0.01	234.62	234.62	179.23	0.00	30.90
49	15mm GI Pipe	15mm	1 metre	0.01	321.15	321.15	298.08	0.00	7.74
50	GI reducers		No.	0.00	120.00	120.00	120.00	0.00	0.00
8.Sanitary & Water Supply									
51	Indian Water Closet		No.	0.08	157.21	157.21	157.21	0.00	0.00
52	S.W.Gully Trap	6"x4"	No.	0.01	302.22	302.22	288.89	0.00	4.62
53	S.W.Bend	4"	No.	0.01	245.19	245.19	233.77	0.00	4.89
54	GI Pipe 20mm dia Hotwater line	20mm	1 metre	0.09	182.27	182.27	169.46	0.00	7.56
55	Stone ware pipe 100mm	100mm	1 metre	0.20	361.54	361.54	323.08	0.00	11.90
56	PVC 32mm dia	32mm	1 metre	0.13	257.78	257.78	257.78	0.00	0.00
57	PVC 20mm dia	20mm	1 metre	0.02	416.26	416.26	416.26	0.00	0.00
58	PVC rain water down fall 110mm	110mm	1 metre	0.20	236.23	236.23	236.23	0.00	0.00
59	HDPE Cylindrical		No.	0.51	230.56	230.56	230.56	0.00	0.00
II.Labour cost									
1. Skilled Labour									
60	Mason I & II (Brick Layer I & II Class)		No.	10.11	211.11	200.00	200.00	5.56	5.56
61	Carpenter		No.	1.14	200.00	200.00	200.00	0.00	0.00
62	Painter		No.	1.59	200.00	188.89	188.89	5.88	5.88
63	Fitter I & II		No.	0.82	194.59	194.59	194.59	0.00	0.00
64	Plumber		No.	0.13	194.59	194.59	194.59	0.00	0.00
65	Electrician Gr I & II		No.	0.53	200.00	200.00	200.00	0.00	0.00
2.Unskilled Labour									
66	Mazdoor-men		No.	8.51	187.50	187.50	187.50	0.00	0.00
67	Mazdoor-Women		No.	12.23	175.00	175.00	175.00	0.00	0.00
68	Helper		No.	0.55	246.15	230.77	230.77	6.67	6.67
III.Other expenses									
69	Mixing Charges per mortar		cu.m	2.03	225.00	225.00	225.00	0.00	0.00
70	E.B.Connection charges		No.	0.82	168.49	168.49	153.94	0.00	9.45
71	Contingencies	2.5%		2.22	189.25	189.37	183.98	-0.06	2.87
72	Supervision charges	10%		8.89	189.25	189.37	183.98	-0.06	2.87
				100.00					2.74

TABLE - 15
BUILDING CONSTRUCTION COST INDEX

CENTRE : NAGERCOIL

QUARTER : JUNE 2022
(BASE YEAR:2011-12=100)

Sl. No	ITEM	Weight	INDEX			% Variation	
			Current Quarter June 2022	Previous Quarter Mar 2022	Corresponding Qtr. of prev. year June 2021	Previous Quarter March 2022	Corresponding Qtr. of prev. year June 2021
I	<u>MATERIAL COST</u>						
1	BRICKS & TILES	17.51	157.30	155.97	137.34	0.85	14.54
2	SAND, STONE & OTHER QUARRY PRODUCTS	8.34	340.02	333.68	331.99	1.90	2.42
3	CEMENT & LIME	11.73	126.89	140.97	147.44	-9.99	-13.94
4	TIMBER & OTHER WOODS	2.94	192.40	189.23	184.93	1.67	4.04
5	IRON & STEEL	5.47	165.53	178.30	146.44	-7.16	13.04
6	ANCILLIARY MATERIALS	2.16	120.85	120.85	120.59	0.00	0.22
7	ELECTRICAL FITTINGS	1.02	253.82	253.82	247.72	0.00	2.46
8	SANITARY WARE & WATER SUPPLY	1.25	250.58	250.58	243.30	0.00	2.99
II	<u>LABOUR COST</u>						
1	SKILLED LABOUR	14.33	207.48	198.41	198.41	4.58	4.58
2	UNSKILLED LABOUR	21.29	181.85	181.45	181.45	0.22	0.22
III	<u>OTHER EXPENSES</u>						
1	MIXING CHARGES	2.03	225.00	225.00	225.00	0.00	0.00
2	E.B.SERVICE CONNECTION CHARGES	0.82	168.49	168.49	153.94	0.00	9.45
3	CONTINGENCIES	2.22	189.25	189.37	183.98	-0.06	2.87
4	SUPERVISION CHARGES	8.89	189.25	189.37	183.98	-0.06	2.87
I	<i>MATERIAL COST</i>	50.42	186.09	189.05	179.79	-1.57	3.51
II	<i>LABOUR COST</i>	35.62	192.16	188.27	188.27	2.07	2.07
III	<i>OTHER EXPENSES</i>	13.96	193.22	193.31	188.17	-0.05	2.69
	BUILDING CONSTRUCTION COST INDEX	100	189.25	189.37	183.98	-0.06	2.87

TABLE - 16A
BUILDING CONSTRUCTION COST INDEX

Item-wise Cost relative

Quarter : June 2022
(Base year:2011-12=100)

Centre : Udhagamandalam

Sl. No.	Item	Specification	Unit	Weight	COST RELATIVE			% Variation	
					Current Quarter June 2022	Previous Quarter March 2022	Corresponding Qtr. of prev. year June 2021	Previous Quarter March 2022	Corresponding Qtr. of prev. year June 2021
I. Material cost									
1.Bricks and Tiles Products									
1	Bricks	9"x4.5"x2.25"	1000 Nos.	21.50	150.00	150.00	150.00	0.00	0.00
2	Brick Jelly	20mm	cu.m	0.00	0.00	0.00	0.00	0.00	0.00
3	Pressed Tiles	9"x9"	1000 Nos.	1.53	190.48	190.48	190.48	0.00	0.00
4	Glazes tiles	9"x9"	1 No.	0.12	535.71	535.71	535.71	0.00	0.00
5	Ceramic tiles	9"x9"	1 No.	0.79	312.50	312.50	312.50	0.00	0.00
2.Sand stone and other Quarry Products									
6	Sand for mortar	River	cu.m	2.83	401.59	449.43	321.02	-10.64	25.10
7	Stone Jelly (HBSJ)	40mm	cu.m	3.68	214.99	214.99	214.99	0.00	0.00
8	Stone Jelly (HBSJ)	20mm	cu.m	0.38	179.56	179.56	179.56	0.00	0.00
9	Stone Jelly Chips (HBSJ)	10mm	cu.m	1.97	186.87	186.87	186.87	0.00	0.00
10	Rough stone		cu.m	0.00	0.00	0.00	0.00	0.00	0.00
11	Bond stone		cu.m	0.00	0.00	0.00	0.00	0.00	0.00
3.Cement and Lime									
12	Cement		M.T	11.47	130.74	127.63	143.19	2.44	-8.70
13	Lime stone		cu.m	0.30	134.78	151.62	151.62	-11.11	-11.11
4.Timber and other wood									
14	TW Frame		sq.m	1.59	142.86	142.86	142.86	0.00	0.00
15	TW Panel door shutter		sq.m	0.96	162.92	162.92	162.92	0.00	0.00
16	Solid PVC door shutter		sq.m	0.39	125.52	125.52	125.46	0.00	0.05
5.Iron and Steel									
17	Mild Steel Rods	10mm	MT	1.25	149.09	170.39	149.09	-12.50	0.00
18	Ribbed Tar Steel (RTS)	8mm	MT	1.98	150.70	172.23	150.70	-12.50	0.00
19	Binding Wire		Kg	0.48	145.45	160.00	145.45	-9.09	0.00
20	Door catch		No.	0.02	200.00	200.00	200.00	0.00	0.00
21	Hold fast		No.	0.05	250.00	250.00	250.00	0.00	0.00
22	Tower bolt receiver		No.	0.05	150.00	116.67	150.00	28.57	0.00
23	Steel window ventilator		Kg	1.25	208.96	208.96	194.03	0.00	7.69
6.Ancillary Materials									
24	Ready mix Prime paint		Ltr	0.10	190.78	178.80	184.33	6.70	3.50
25	Ready mix Synthetic Enamel paint		Ltr	0.05	200.00	200.00	161.29	0.00	24.00
26	Cement paint		Kg	1.73	156.25	156.25	156.25	0.00	0.00
27	Matt paint		Ltr	0.16	120.88	120.88	120.88	0.00	0.00
7.Electrical Fittings									
28	1.5sqmm copper cable		100 meter	0.69	188.56	169.69	134.02	11.12	40.70
29	PVC Pipe	20mm	1metre	0.07	364.30	364.30	364.30	0.00	0.00
30	PVC bend		No.	0.03	200.00	200.00	200.00	0.00	0.00
31	PVC tee		No.	0.02	250.00	225.00	225.00	11.11	11.11
32	5amps 5 pin at switch board itself		No.	0.01	150.00	150.00	150.00	0.00	0.00
33	5amps 5 pin non interlocking switch		No.	0.01	200.00	200.00	200.00	0.00	0.00
34	Ceiling Rose		No.	0.03	116.67	116.67	116.67	0.00	0.00
35	Bakelite pattern Holder		No.	0.03	240.00	240.00	240.00	0.00	0.00
36	Bulk Head Fittings		No.	0.01	350.45	350.45	350.45	0.00	0.00
37	8 SWG GI wire		kg	0.05	158.49	158.49	120.75	0.00	31.25
38	32 amps 500V fuse unit		No.	0.01	194.12	176.47	194.12	10.00	0.00
39	Junction box		No.	0.09	120.00	120.00	120.00	0.00	0.00
40	Jointbox		No.	0.02	275.00	250.00	250.00	10.00	0.00
41	Hylem sheet		No.	0.02	121.31	113.11	118.03	7.25	2.78
42	Flush type switch		No.	0.04	162.13	162.13	162.13	0.00	0.00
43	11wCFL bulb	11w	No.	0.01	216.67	216.67	216.67	0.00	0.00
44	Calling bell		No.	0.01	333.33	244.44	333.33	36.36	0.00
45	25amps single phase ELCB		No.	0.08	152.00	152.00	152.00	0.00	0.00
46	25mm GI pipe line	25mm	1 metre	0.05	253.04	253.04	253.04	0.00	0.00
47	GI Pipe 20mm(Earth pit)	20mm	1 metre	0.01	188.24	188.24	188.24	0.00	0.00
48	40mm dia GI pipe	40mm	1 metre	0.01	215.23	215.23	215.23	0.00	0.00
49	15mm GI Pipe	15mm	1 metre	0.01	400.00	400.00	400.00	0.00	0.00
50	GI reducers		No.	0.00	175.68	175.68	175.68	0.00	0.00
8.Sanitary & Water Supply									
51	Indian Water Closet		No.	0.07	145.45	145.45	145.45	0.00	0.00
52	S.W.Gully Trap	6"x4"	No.	0.02	260.00	260.00	260.00	0.00	0.00
53	S.W.Bend	4"	No.	0.01	267.86	267.86	142.86	0.00	87.50
54	GI Pipe 20mm dia Hotwater line	20mm	1 metre	0.09	233.48	233.48	233.78	0.00	-0.13
55	Stone ware pipe 100mm	100mm	1 metre	0.30	198.10	198.10	198.41	0.00	-0.16
56	PVC 32mm dia	32mm	1 metre	0.13	193.62	193.62	195.04	0.00	-0.73
57	PVC 20mm dia	20mm	1 metre	0.01	405.41	405.41	405.41	0.00	0.00
58	PVC rain water down fall 110mm	110mm	1 metre	0.26	147.39	147.39	146.94	0.00	0.31
59	HDPE Cylindrical		No.	0.48	250.00	250.00	250.00	0.00	0.00
II.Labour cost									
1. Skilled Labour									
60	Mason I & II (Brick Layer I & II Class)		No.	10.18	207.79	197.40	197.40	5.26	5.26
61	Carpenter		No.	1.12	213.33	202.67	192.00	5.26	11.11
62	Painter		No.	1.54	194.59	194.59	183.78	0.00	5.88
63	Fitter I & II		No.	0.75	222.22	222.22	211.11	0.00	5.26
64	Plumber		No.	0.12	213.33	202.67	181.33	5.26	17.65
65	Electrician Gr I & II		No.	0.52	213.33	213.33	181.33	0.00	17.65
2.Unskilled Labour									
66	Mazdoor-men		No.	6.88	232.73	203.64	203.64	14.29	14.29
67	Mazdoor-Women		No.	7.91	218.18	218.18	163.64	0.00	33.33
68	Helper		No.	0.40	240.00	220.00	190.00	9.09	26.32
III.Other expenses									
69	Mixing Charges per mortar		cu.m	1.61	177.78	177.78	151.11	0.00	17.65
70	E.B.Connection charges		No.	0.57	174.48	174.48	174.48	0.00	0.00
71	Contingencies	2.5%		2.22	190.31	185.23	175.69	2.74	8.32
72	Supervision charges	10%		8.89	190.31	185.23	175.69	2.74	8.32
				100.00					8.89

TABLE - 16
BUILDING CONSTRUCTION COST INDEX

CENTRE : UDHAGAMANDALAM

QUARTER : JUNE 2022
(BASE YEAR:2011-12=100)

Sl. No	ITEM	Weight	INDEX			% Variation	
			Current Quarter June 2022	Previous Quarter Mar 2022	Corresponding Qtr. of prev. year June 2021	Previous Quarter March 2022	Corresponding Qtr. of prev. year June 2021
I	<u>MATERIAL COST</u>						
1	BRICKS & TILES	23.95	159.90	159.90	159.90	0.00	0.00
2	SAND, STONE & OTHER QUARRY PRODUCTS	8.87	266.84	282.12	241.09	-5.42	10.68
3	CEMENT & LIME	11.77	130.84	128.25	143.41	2.03	-8.76
4	TIMBER & OTHER WOODS	2.94	147.13	147.13	147.12	0.00	0.01
5	IRON & STEEL	5.07	165.33	180.02	161.66	-8.16	2.27
6	ANCILLIARY MATERIALS	2.04	156.18	155.60	154.95	0.38	0.79
7	ELECTRICAL FITTINGS	1.28	195.99	184.52	164.88	6.22	18.87
8	SANITARY WARE & WATER SUPPLY	1.37	209.16	209.16	208.28	0.00	0.42
II	<u>LABOUR COST</u>						
1	SKILLED LABOUR	14.23	207.81	199.45	195.51	4.19	6.29
2	UNSKILLED LABOUR	15.19	244.28	211.64	182.45	15.42	33.89
III	<u>OTHER EXPENSES</u>						
1	MIXING CHARGES	1.61	177.78	177.78	151.11	0.00	17.65
2	E.B.SERVICE CONNECTION CHARGES	0.57	174.48	174.48	174.48	0.00	0.00
3	CONTINGENCIES	2.22	190.31	185.23	175.69	2.74	8.32
4	SUPERVISION CHARGES	8.89	190.31	185.23	175.69	2.74	8.32
I	<i>MATERIAL COST</i>	57.29	172.16	175.01	169.67	-1.63	1.47
II	<i>LABOUR COST</i>	29.43	226.64	205.75	188.77	10.16	20.06
III	<i>OTHER EXPENSES</i>	13.29	188.12	183.87	172.66	2.31	8.96
	BUILDING CONSTRUCTION COST INDEX	100	190.31	185.23	175.69	2.74	8.32

BUILDING CONSTRUCTION COST INDEX - ITEM-WISE INDEX

Centre : Chennai

Quarter : September 2021
(Base year:2011-12=100)

Sl. No.	Item	Specification	Unit	Weight	INDEX		% Variation		
					Current Quarter Sep 2021	Previous Quarter June 2021	Corresponding Qtr. of prev. year Sep 2020	Previous Quarter June 2021	Corresponding Qtr. of prev. year Sep 2020
I. Material cost									
1.Bricks and Tiles									
1	Bricks	9"x4.5"x2.	1000 Nos.	18.09					
2	Brick Jelly	20mm	cu.m	0.73					
3	Pressed Tiles	9"x9"	1000 Nos.	1.30					
4	Glazes tiles	9"x9"	1 No.	0.10					
5	Ceramic tiles	9"x9"	1 No.	0.74					
2.Sand, stone and other Quarry Products									
6	Sand for mortar	River	cu.m	4.45					
7	Stone Jelly (HBSJ)	40mm	cu.m	4.28					
8	Stone Jelly (HBSJ)	20mm	cu.m	0.37					
9	Stone Jelly Chips (HBSJ)	10mm	cu.m	1.50					
10	Rough stone		cu.m	0.40					
11	Bond stone		cu.m	0.55					
3.Cement and Lime									
12	Cement		M.T	11.03					
13	Lime stone		cu.m	0.22					
4.Timber and other wood									
14	TW Frame		sq.m	1.24					
15	TW Panel door shutter		sq.m	0.54					
16	Solid PVC door shutter		sq.m	0.31					
5.Iron and Steel									
17	Mild Steel Rods	10mm	MT	1.20					
18	Ribbed Tar Steel (RTS)	8mm	MT	1.97					
19	Binding Wire		Kq	0.40					
20	Door catch		No.	0.03					
21	Hold fast		No.	0.03					
22	Tower bolt receiver		No.	0.03					
23	Steel window ventilator		Kq	1.12					
6.Ancillary Materials									
25	Ready mix Prime paint		Ltr	0.09					
26	Ready mix Synthetic Enamel paint		Ltr	0.05					
27	Cement paint		Kq	1.73					
28	Matt paint		Ltr	0.08					
7.Electrical Fittings									
29	1.5sqmm copper cable		100 meter	0.33					
30	PVC Pipe	20mm	1metre	0.07					
31	PVC bend		No.	0.07					
32	PVC tee		No.	0.04					
33	5amps 5 pin at switch board itself		No.	0.00					
34	5amps 5 pin non interlocking switch		No.	0.01					
35	Ceiling Rose		No.	0.02					
36	Bakelite pattern Holder		No.	0.04					
37	Bulk Head Fittings		No.	0.01					
38	8 SWG GI wire		kq	0.03					
39	32 amps 500V fuse unit		No.	0.01					
40	Junction box		No.	0.03					
41	Jointbox		No.	0.01					
42	Hylem sheet		No.	0.01					
43	Flush type switch		No.	0.04					
44	11wCFL bulb	11w	No.	0.01					
45	Calling bell		No.	0.01					
46	25amps single phase ELCB		No.	0.22					
47	25mm GI pipe line	25mm	1 metre	0.05					
48	GI Pipe 20mm(Earth pit)	20mm	1 metre	0.02					
49	40mm dia GI pipe	40mm	1 metre	0.01					
50	15mm GI Pipe	15mm	1 metre	0.01					
14	GI reducers		No.	0.00					
8.Sanitary & Water Supply									
52	Indian Water Closet		No.	0.05					
53	S.W.Gully Trap	6"x4"	No.	0.02					
54	S.W.Bend	4"	No.	0.01					
55	GI Pipe 20mm dia Hotwater line	20mm	1 metre	0.06					
56	Stone ware pipe 100mm	100mm	1 metre	0.15					
57	PVC 32mm dia	32mm	1 metre	0.14					
58	PVC 20mm dia	20mm	1 metre	0.02					
59	PVC rain water down fall 110mm	110mm	1 metre	0.27					0.00
60	HDPE Cylindrical		No.	0.45					
II.Labour cost									
1. Skilled Labour									
Mason I & II (Brick Layer I & II Class)									
61	Mason I & II (Brick Layer I & II Class)		No.	12.13					
62	Carpenter		No.	1.12					
63	Painter		No.	1.39					
64	Fitter I & II		No.	0.70					
65	Plumber		No.	0.11					
66	Electrician Gr I & II		No.	0.46					
2.Unskilled Labour									
67	Mazdoor-men		No.	8.36					
68	Mazdoor-Women		No.	8.44					
70	Helper		No.	0.26					0.00
III.Other expenses									
71	Mixing Charges per mortar		cu.m	0.75					
72	E.B.Connection charges		No.	0.38					
73	Contingencies	2.5%		2.22					
74	Supervision charges	10%		8.89					0.00
				100.00					0.00

BUILDING CONSTRUCTION COST INDEX

QUARTER : SEPTEMBER 2021

Centre : Chennai

TABLE - 1

(BASE YEAR:2011-12=100)

Sl. No.	ITEM	Weight	INDEX			% Variation	
			Current Quarter Sep 2021	Previous Quarter June 2021	Corresponding Qtr. of prev. year Sep 2020	Previous Quarter June 2021	Corresponding Qtr. of prev. year Sep 2020
I	<u>MATERIAL COST</u>						
1	BRICKS & TILES	20.95	20.95	157.05	133.57	-86.66	-84.32
2	SAND, STONE & OTHER QUARRY PRODUCTS			265.04	242.55	-100.00	-100.00
3	CEMENT & LIME			152.97	144.65	-100.00	-100.00
4	TIMBER & OTHER WOODS			18.10	16.27	-100.00	-100.00
5	IRON & STEEL			12.68	10.45	-100.00	-100.00
6	ANCILLIARY MATERIALS			129.89	106.97	-100.00	-100.00
7	ELECTRICAL FITTINGS			125.45	125.02	-100.00	-100.00
8	SANITARY WARE & WATER SUPPLY	11.56	11.56	159.25	286.34	-92.74	-95.96
II	<u>LABOUR COST</u>						
1	SKILLED LABOUR	11.25	11.25	176.27	175.73	-93.62	-93.60
2	UNSKILLED LABOUR			199.79	182.75	-100.00	-100.00
III	<u>OTHER EXPENSES</u>						
1	MIXING CHARGES	2.09	2.09	233.33	233.33	-99.11	-99.11
2	E.B.SERVICE CONNECTION CHARGES			320.55	311.03	-100.00	-100.00
3	CONTINGENCIES			115.68	108.59	-100.00	-100.00
4	SUPERVISION CHARGES			115.68	108.59	-100.00	-100.00
I	<i>MATERIAL COST</i>			100.55	94.20	-100.00	-100.00
II	<i>LABOUR COST</i>			191.65	180.32	-100.00	-100.00
III	<i>OTHER EXPENSES</i>			123.11	116.21	-100.00	-100.00
		4.78068	4.780676				
	BUILDING CONSTRUCTION COST INDEX			115.68	108.59	-100.00	-6.13